

# PAC H63C JD 173HP FT4

**Diesel - Qmax 1,100 USgpm - Hmax 460 ft**



Indicative picture of the product

## PAC Flow series

The pump system consists of a centrifugal pump and a separator, which enables air to be separated from the liquid and be sucked by a vacuum pump - making automatic priming possible. Even with suction heights of several feet the machine rapidly evacuates the air from the suction pipe and starts to pump. The PAC range is also suitable for pumping liquids with solids in suspension with best possible efficiency.

## Applications

The PAC H63C Atlas Copco pump is designed to withstand toughest applications and delivers best in class pumping efficiency. One of the most common area of utilization is the mining and Oil & Gas segment where reliability, efficiency and versatility is the key to provide a customized solution. Other suitable applications within Construction and General dewatering, Municipal as well as General Industry are ideal for the PAC H63C pump Atlas Copco pumps are packed with features that not only meet, but exceed the needs of our customers.

## Benefits

### Efficiency

The 17" impeller with 69% efficiency at B.E.P. provides best pumping result with minimal efforts

### Foot print

Best in class foot print for the transport of 3x PAC H63C pumps on same trailer.

### Serviceability

Semi cartridge seal and bolted front wear ring for easy service

### Polyethylene Fuel tank

Corrosion-free PE tank provides longer lifetime and avoids tank cleaning due to oxidation

### Easy maintenance

Hinged cover for direct access to the impeller and pump volute

# PAC H63C JD 173HP FT4

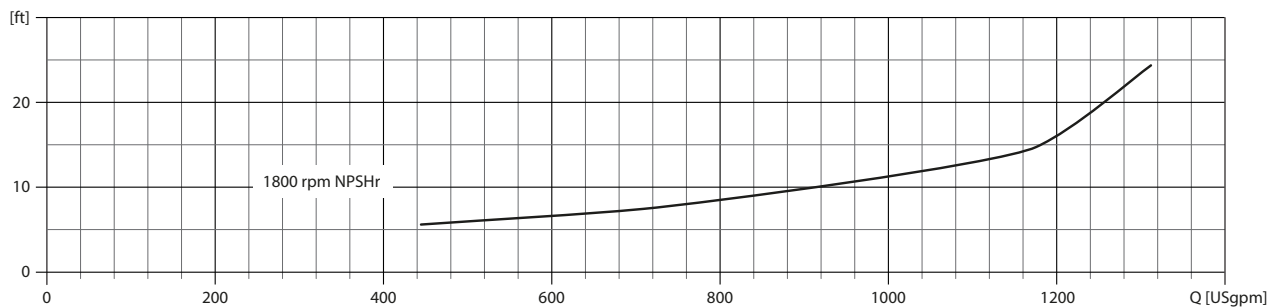
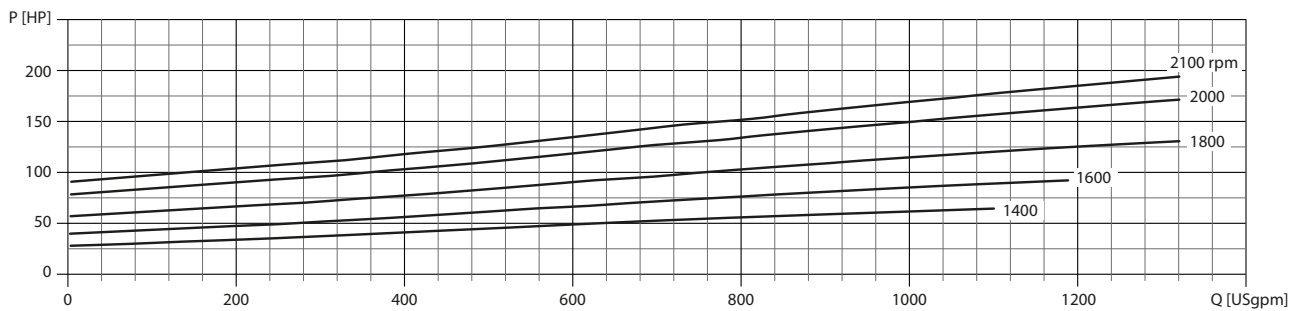
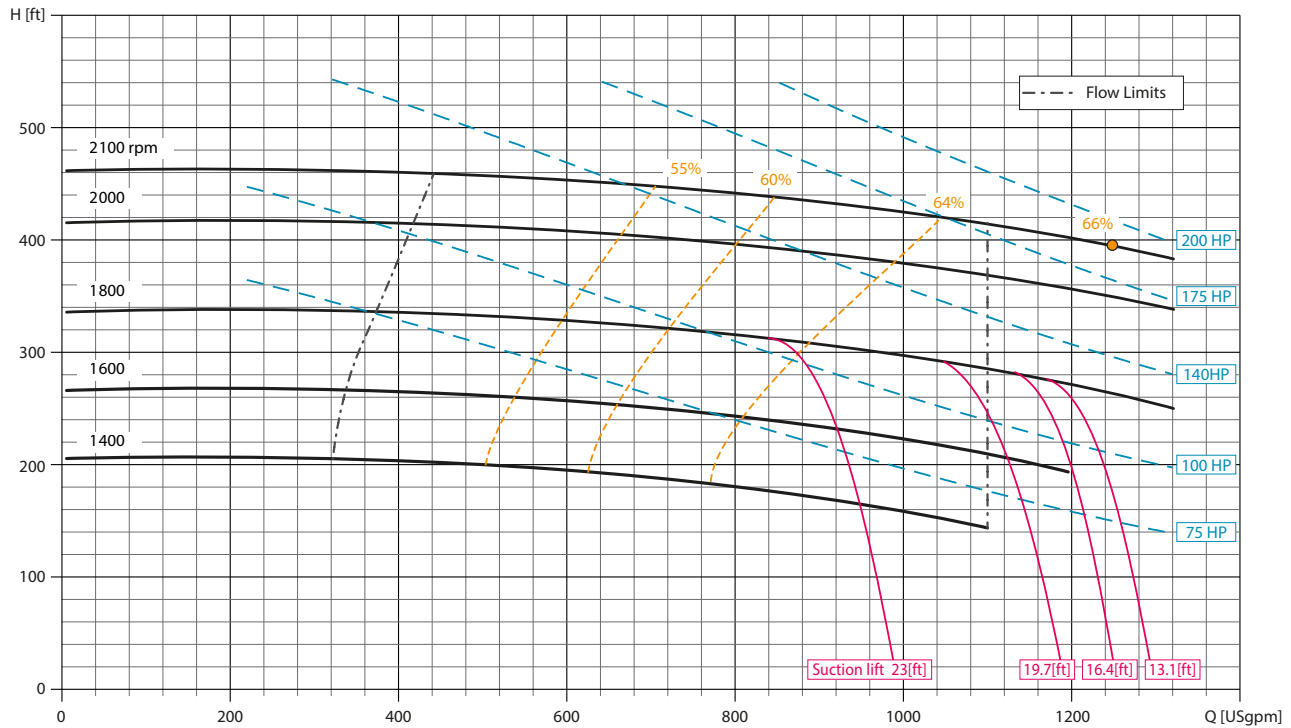
## Performance curves

Test according to UNI EN ISO 9906 standard - level 2B

Test liquid: clean water, density 62.43 lb/ft<sup>3</sup> (8.345 lb/gal)

Losses from priming system and check valve not included

Speed	Impeller Dia.	Style	Solids Dia.	Ns	Suction	Discharge	No. Vanes
Various	17" / 440 mm	Enclosed	0.75" / 20 mm	2100 rpm	6" / 150 mm	3" / 80 mm	4



# PAC H63C JD 173HP FT4

## Technical data

### Pump

<b>Model</b>	<b>PAC H63C</b>
<b>Qmax</b>	1,100 USgpm
<b>Hmax</b>	460 ft
<b>Q max eff.</b>	1,240 USgpm
<b>Eff. max</b>	66 %
<b>Suction port</b>	6" Flange - ANSI class 150
<b>Delivery port</b>	3" Flange - ANSI class 80
<b>Impeller type</b>	Enclosed, 4 vane
<b>Impeller diameter</b>	17"
<b>Solids handling</b>	0.75"
<b>Material</b>	
<b>Casing</b>	ASTM A536 ductile iron
<b>Impeller</b>	ASTM A743 CA6NM
<b>Wear ring</b>	ASTM A48 Class 20 cast iron
<b>Shaft</b>	AISI 630 stainless steel
<b>Mechanical Seal faces</b>	Silicon carbide Vs Silicon carbide
<b>Elastomers</b>	VITON
<b>Check Valve</b>	ASTM A536 ductile iron + NBR rubber flap
<b>Separator</b>	Fabricated steel

### Priming system

<b>Vacuum pump</b>	
<b>Vacuum pump type</b>	Diaphragm
<b>Nominal air capacity</b>	50 cfm
<b>Max vacuum</b>	- 26.6 inHg
<b>Drives</b>	Link belt

### Engine

<b>Make</b>	<b>John Deere</b>
<b>Model</b>	4045HFC06
<b>Type</b>	Diesel turbo common rail
<b>Displacement</b>	275 in <sup>3</sup>
<b>No. cylinders</b>	4
<b>Cooling</b>	Liquid with radiator
<b>Rpm type</b>	Variable
<b>Max operating speed</b>	2100 rpm
<b>US emissions</b>	EPA Tier 4F
<b>Starting</b>	Electric
<b>Engine system voltage</b>	12 V
<b>Engine power rating</b>	173 HP

### Control panel

<b>Model</b>	<b>PW 1000</b>
	Manual operation
	Automatic operation: start-stop with transducers or floats

### Arrangement

<b>Technical data</b>	
<b>Material</b>	ASTM A36 steel
<b>Coatings</b>	Epoxy powder, average thickness of 3 MIL
<b>Features</b>	Lifting beam, hinge door, protected PE fuel tank
<b>Battery</b>	Acid charge Pb-Ca maintenance free, 12V - 1150 CCA
<b>Fuel tank capacity</b>	173 USG
<b>DEF tank capacity</b>	9.2 USG
<b>Fuel consumption</b>	7.8 USG/hr
<b>Dry weight</b>	7213 lbs
<b>Wet weight</b>	8763 lbs

## Dimensional drawing

[in]

