

Atlas Copco



The XAS boX range

Everything you need...
It's time to think inside the boX!

Think inside the boX

The new XAS boX range is the result of 10 years of continuous development and addresses the changing needs of our customers. This range, from 400-850 cfm, combines the **rugged durability** you need with the **performance efficiency** you deserve.

When we focus on efficiency within this range, it's all about the strategic triangle of size, flow and fuel efficiency. Excelling in one of these areas is wasted excellence if you cannot provide the other two. Therefore, our promise to you is an industry leading range of optimized size-to-flow compressors, which have unparalleled levels of **fuel efficiency** and **autonomy**.

Some types of the XAS BoX range come with **PACE (Pressure Adjusted through Cognitive Electronics)**. This **electronic pressure regulation** system brings a wider pressure range to cover more applications. PACE optimizes your compressor's efficiency, especially at partial load or idle status. PACE is the smart technology that increases your **utilization** and improves your compressor's **fuel economy**.

This range is also designed to withstand the **toughest working conditions**. With a standard operating temperature range of -10°C to +50°C and a strong undercarriage. The range's robust nature guarantees reliable operation. The design, controller and modularity put you in control. You will see we have also focused heavily on ease of service to ensure uptime and utilization. This range is all about you!

BO X AS



LOWER CAPITAL INVESTMENT
One machine covers multiple applications

HIGH AMBIENT TEMPERATURE
PERFORMANCE GUARANTEED

COMPACT SIZE
with maximum flow

INCREASED UTILIZATION
Simple service and long service intervals

FUEL SAVINGS
BOTH EFFICIENCY AND AUTONOMY

Built better. Built for you!

Depending on the model, we offer a choice of a mechanical or electronic engine. We also offer our patented FuelXpert system on many models. By matching the air demand needs to the engine speed, the consumption of fuel is optimized. This fast acting fuel saving system is continuous during the running of the

compressor – with the largest benefit at partial load. In short, we are proud to offer a range of compressors with market leading efficiency, due to the combination of our in-house patented screw element coupled with a Cummins engine.



XC2003 controller with IP65 protection and easy operation*.




Simple vessel design for ease of service.




Heavy duty air filter with safety cartridge as standard.



Additional fuel filter as standard to ensure engine protection.



FuelXpert for fuel savings at partial load*.



Integrated top tank to reduce leak risk and avoid corrosion.



Metal braided hose to improved safety and longevity.



Top mounted muffler for less fire risk and heat load.



Enhanced cooling system for 50°C high ambient temperatures.

*On all units with electronic engines.
+Available on select models.

OPTIONS

- Single axle
- Mounted support
- Jockey wheel
- Refinery kit
- Wagon
- Skid
- After-cooler
- Cold start kit

Plus many more. Please ask a representative for details.

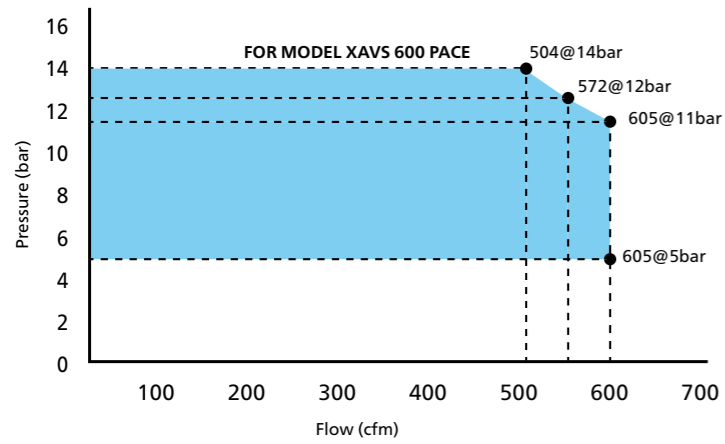
Has your compressor got PACE?

PACE technology redefines the relationship between pressure and flow. A compressor with PACE technology can cover the application needs of, on average, three fixed pressure compressors.



What PACE is:

- An electronic regulation system programmed via a digital controller.
- A system that offers the widest operating pressure range within a single compressor. Allowing multiple pressure and flow combinations.
- A simple to use system with guaranteed accuracy and ensuring safety. Guaranteeing the longterm performance of the compressor.
- A system that gives you the versatility of three machines in one package.



Applications include:



7 bar: Handheld tools



8.6 to 10 bar: Abrasive blasting



7 to 12 bar: Shotcrete applications



12 to 14 bar: Cable blowing and drilling

Intuitive user operation:

- Toggle between the presets in a simple click.
- Custom pressure can be set in 3 simple clicks.
- Pressure can be adjusted in increments of 0,1 bar.



What PACE is NOT:

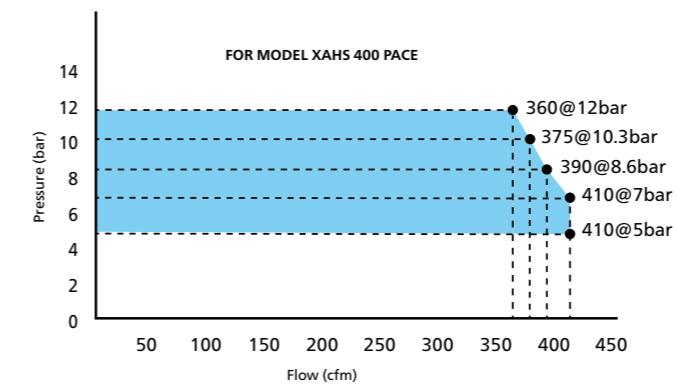
- A linear system where adjusting the pressure dictates the flow.
- A regulation valve where you use guess work to manually adjust the settings.

Compressors up to 410 CFM



TECHNICAL DATA

		XATS 350	XAHS 350	XATS 350	XAHS 350	XAS 400	XAS 400	XAHS 400 PACE			
Working pressure	bar (g)	10.3	12	10.3	12	7	7	5 - 7	8.6	10.3	12
	psi (g)	150	175	150	175	100	100	72 - 100	125	150	175
Free air delivery	cfm	360	360	360	360	410	410	410	390	375	360
	m3/min	10	10	10	10	12	12	12	11	10.6	10
	l/sec	166	166	166	166	191	191	191	183	176	166
Max. ambient temperature at sea level	°C	50	50	50	50	50	50	50			
Min. starting temperature	°C	-10	-10	-10	-10	-10	-10	-10			
Min. starting temperature (cold start aid)	°C	-20	-20	-20	-20	-20	-20	-20			
Engine brand		Cummins	Cummins	Cummins	Cummins	Cummins	Cummins	Cummins			
Tier		Tier 2	Tier 2	Tier 3	Tier 3	Tier 2	Tier 3	Tier 3			
Engine model		4BTAA3.9-C125		QSB3.9-C130		4BTAA3.9-C125		QSB3.9-C130		QSB3.9-C130	
Number of cylinders		4	4	4	4	4	4	4			
Power output @ normal shaft speed	kW	93	93	93	93	93	93	93			
Full load	rpm	2300	2300	2300	2300	2300	2300	2300			
Unload	rpm	1600	1600	1700	1700	1600	1700	1700			
Capacity											
Engine oil	l	10	10	10	10	10	10	10			
Compressor oil	l	24	24	25	25	24	25	25			
Fuel tank	l	175	175	175	175	175	175	175			
Cooling system	l	8.3	8.3	20	20	8.3	20	20			
Dimensions: box											
Length	mm	2458	2458	2458	2458	2458	2458	2458			
Width	mm	1350	1350	1350	1350	1350	1350	1350			
Height	mm	1525	1525	1525	1525	1525	1525	1525			
Weight	kg	1600	1600	1600	1600	1600	1600	1600			
Dimensions: undercarriage											
Length	mm	4120	4120	4120	4120	4120	4120	4120			
Width	mm	1890	1890	1890	1890	1890	1890	1890			
Height	mm	1991	1991	1991	1991	1991	1991	1991			
Weight	kg	1700	1700	1700	1700	1700	1700	1700			

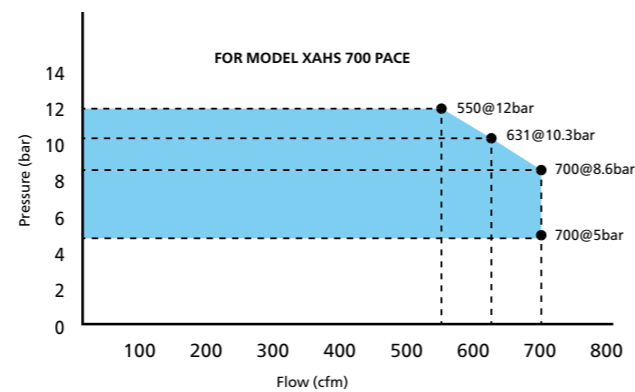
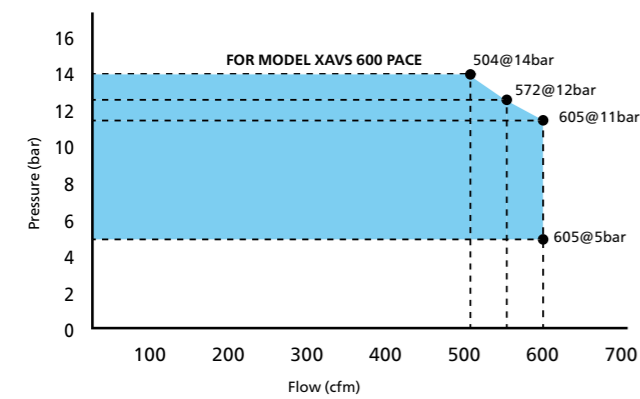


Compressors up to 700 CFM



TECHNICAL DATA

		XAVS 450	XAHS 450	XAVS 450	XAHS 450	XAVS 500	XAHS 500	XAVS 600 PACE	XAHS 700 PACE
Working pressure	bar (g)	14	12	14	12	14	12	5 - 11	12
	psi (g)	200	175	200	175	200	175	72 - 160	175
	cfm	441	441	441	441	504	504	605	572
Free air delivery	m ³ /min	13	13	13	13	14	14	17	16,2
	l/sec	208	208	208	208	238	238	285	270
								238	238
Max. ambient temperature at sea level	°C	50	50	50	50	50	50	50	50
Min. starting temperature	°C	-10	-10	-10	-10	-10	-10	-10	-10
Min. starting temperature (cold start aid)	°C	-20	-20	-20	-20	-20	-20	-20	-20
Engine brand		Cummins	Cummins	Cummins	Cummins	Cummins	Cummins	Cummins	Cummins
Tier		Tier 2	Tier 2	Tier 3	Tier 3	Tier 3	Tier 3	Tier 3	Tier 3
Engine model		6BTAA5.9-C180		QS85.9-C180		QS85.9-C210		QS85.9-C210	
Number of cylinders		6	6	6	6	6	6	6	6
Power output @ normal shaft speed	kW	132	132	132	132	152	152	152	152
Full load	rpm	2400	2400	2400	2400	2000	2000	2000	2000
Unload	rpm	1500	1500	1200	1200	1200	1200	1200	1200
Capacity									
Engine oil	l	16.3	16.3	14.2	14.2	14.2	14.2	14.2	14.2
Compressor oil	l	26.5	26.5	29	29	47	47	47	47
Fuel tank	l	185	185	185	185	185	185	185	185
Cooling system	l	26	26	30	30	31	31	31	31
Dimensions: box									
Length	mm	2800	2800	2800	2800	2923	2923	2923	2923
Width	mm	1400	1400	1400	1400	1400	1400	1400	1400
Height	mm	1600	1600	1600	1600	1600	1600	1600	1600
Weight	kg	1825	1825	1825	1825	2125	2125	2125	2125
Dimensions: undercarriage									
Length	mm	4140	4140	4140	4140	4230	4230	4230	4230
Width	mm	1940	1940	1940	1940	1940	1940	1940	1940
Height	mm	2141	2141	2141	2141	2141	2141	2141	2141
Weight	kg	2000	2000	2000	2000	2300	2300	2300	2300

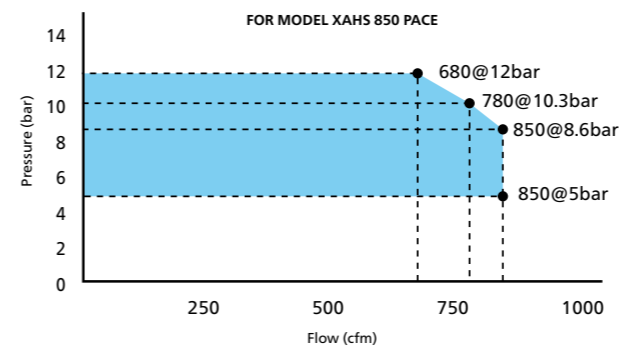
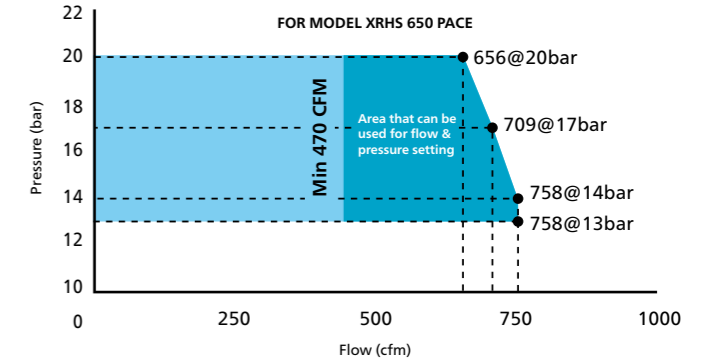
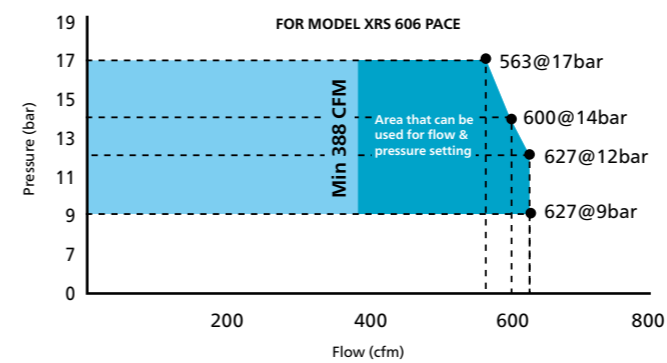


Compressors up to 850 CFM



TECHNICAL DATA

		XAXS 600	XAVS 650	XRHS 650	XAHS 750	XATS 800	XAMS 850	XRS 606 PACE	XRHS 650 PACE	XAHS 850 PACE
Working pressure	bar (g)	17	14	20	12	10.3	8.6	9 - 17	13 - 20	5 - 12
	psi (g)	250	200	300	175	150	125	130 - 250	190 - 300	72 - 175
	cfm	587	651	657	727	788	854	628 - 564	759 - 657	848 - 679
Free air delivery	m ³ /min	17	18	19	21	22	24	18 - 16	22 - 19	24 - 20
	l/sec	277	307	310	343	372	403	296 - 266	358 - 310	400 - 320
Max. ambient temperature at sea level	°C	50	50	50	50	50	50	50	50	50
Min. starting temperature	°C	-10	-10	-10	-10	-10	-10	-10	-10	-10
Min. starting temperature (cold start aid)	°C	-25	-25	-25	-25	-25	-25	-25	-25	-25
Engine brand		Cummins	Cummins	Cummins	Cummins	Cummins	Cummins	Cummins	Cummins	Cummins
Tier		Tier 3	Tier 3	Tier 3	Tier 3	Tier 3	Tier 3	Stage IIIA	Stage IIIA / Tier 3	Stage IIIA / Tier 3
Engine model		QSB6.7-C260	QSB6.7-C260	QSB6.7-C260	QSB6.7-C260	QSB6.7-C260	QSB6.7-C260	QSB6.7-C260	QSB6.7-C260	QSB6.7-C260
Number of cylinders		6	6	6	6	6	6	6	6	6
Power output @ normal shaft speed	kW	194	194	194	194	194	194	152	194	194
Full load	rpm	2000	2000	2000	2000	2000	2000	2100	2100	2060
Unload	rpm	1300	1300	1300	1300	1300	1300	1300	1300	1300
Capacity										
Engine oil	l	17.8	17.8	17.8	17.8	17.8	17.8	14.2	17.8	17.8
Compressor oil	l	60	60	60	60	60	60	47	60	60
Fuel tank	l	320	320	290	320	320	320	186	290	320
Cooling system	l	35.5	35.5	34	35.5	35.5	35.5	31	34	35.5
Dimensions: box										
Length	mm	3177	3177	3177	3177	3177	3177	2951	3177	3177
Width	mm	1470	1470	1470	1470	1470	1470	1400	1470	1470
Height	mm	1987	1987	1987	1987	1987	1987	1898	1987	1987
Weight	kg	2500	2500	2800	2500	2500	2500	2300	2800	2500
Dimensions: undercarriage										
Length	mm	4893	4893	4858	4893	4893	4893	4663	4858	4893
Width	mm	2010	2010	2010	2010	2010	2010	1940	2010	2010
Height	mm	2313	2313	2313	2313	2313	2313	2141	2313	2313
Weight	kg	2800	2800	3000	2800	2800	2800	2500	3000	2800



Power Technique Solutions Portfolio

Atlas Copco's Power Technique Business Area has a forward-thinking philosophy. For us, creating customer value is all about anticipating and exceeding your future needs – while never compromising our environmental principles. Looking ahead and staying ahead is the only way we can ensure we are your long term partner.

Air compressors

Ready to go



- 1-5 m³/min
- 7-12 bar

Versatility



- 5.5-22 m³/min
- 7-20 bar

*Diesel and electric options available

Productivity partner



- 19-116 m³/min
- 10-345 bar

Handheld tools

Pneumatic tools



- Breakers (2,5 – 40 kg)
- Rockdrills (5 – 25 kg)
- Underground Rock Drills
- Additional Air Tools

Hydraulic tools



- Breakers (11 – 40 kg)
- Additional Hydraulic Tools
- Powerpacks

Petrol engine driven tools



- Breakers & Tie Tampers (25 kg)
- Rockdrills (23 Kg)

Generators



- Portable
- Mobile
- Industrial

*Multiple configurations available to produce power for any size application

Light towers



- Diesel LED and MH
- Electric LED
- Battery LED

Dewatering pumps



- Submersible
- Surface
- Small portable

*Diesel and electric options available

Photos and illustrations contained herein might depict products with optional and/or extra components which are not included with the standard version of the product and, therefore, are not included in a purchase of such product unless the customer specifically purchases such optional/extra components. We reserve the right to change the specifications and design of products described in this literature without notice. Not all products are available in all markets.

