


The Atlas Copco logo is located in the top right corner of the image. It consists of the company name "Atlas Copco" in a white, italicized serif font, centered between two horizontal white bars. The background of the entire image is a photograph of a food processing plant, showing stainless steel tanks and machinery. A blue triangular graphic is overlaid on the bottom left, containing technical drawings and a list of product features.

Atlas Copco




Air motors in food processing

- Suitable for wet environments
- Small, lightweight and efficient
- Chemical resistant
- ATEX certified



Atlas Copco Air Motors

... are used in many applications in the food industry




Our products are used in tough and demanding circumstances. Our customer's sustainable productivity remains our highest priority. This is also our brand promise.



**Mixing
Blending
Agitating**



**Slicing
Shaving
Cleaning**



**Filling
Metering
Actuating**

Customized motors

The machine tool builders choice

- Atlas Copco is a premier supplier of air motors, manufactured to individual customer specifications. Particularly for "OEM" requirements, a customized air motor can be the most efficient solution when integrating an air motor into a machine or tool.
- Typical examples of special motors are those having unique:
 - casing or mounting arrangements,
 - motors utilizing non-standard materials or surface coatings,
 - and types designed to achieve aspecific output.
- Whatever the requirement: Atlas Copco welcomes the opportunity to work with its customers in finding the best solution for their needs.
- ATEX certified.
- Go to <https://www.atlascopco.com/en-us/itba/Airmotors> for more information about our customized motors.



Vane motors

LZB14-RL, LZB22-RL, LZB34-RL



Stainless steel and lubrication free

Material in parts:

- Back head, casing and front part stainless steel: ISO 683/ XIII Type 17, SS 14 2346, DIN 17440 X12CrNiS188
- Outgoing shaft and gear rim stainless steel: ISO 683/XIII Type 9b, SS 14 2321, DIN 17440 X22CrNi17'
- 100% Silicon free
- Viton™ seals

- Planetary gears are greased with food grade grease approved according to USDAH1

ATEX certification valid for fixture mounted use only with a maximum surrounding temperature of +40°C (104°F).

For optional stainless steel motor cell, vane kits and other accessories see Accessories.

LZB14-RL – 0.11 – 0.16 kW / 0.15 – 0.21 hp Data at air pressure 6.3 bar (91 psi)

Model Lubrication free	Max output		Speed at max output r/min	Torque at max output		Min starting torque		Stall torque		Free speed r/min	Air consumption at max output		Weight		Shaft loading code ¹⁾	ATEX code	Ordering No.	
	kW	hp		Nm	lb-ft	Nm	lb-ft	Nm	lb-ft		l/s	cfm	kg	lb				
Clockwise rotation (Keyed shaft)																		
LZB14-RL-A190-11	0.16	0.21	9100	0.17	0.13	0.29	0.21	0.34	0.25	19500	4.0	8.5	0.37	0.82	a	Ex II 2GD c T4 IIC T110°C	8411 0122 09	
LZB14-RL-A048-11	0.16	0.21	2200	0.70	0.52	1.23	0.91	1.4	1.03	4800	4.0	8.5	0.37	0.82	a	Ex II 2GD c T6 IIC T85°C	8411 0122 17	
LZB14-RL-A029-11	0.16	0.21	1330	1.15	0.85	2.0	1.48	2.3	1.7	2900	4.0	8.5	0.37	0.82	a	Ex II 2GD c T6 IIC T85°C	8411 0122 25	
LZB14-RL-A012-11	0.16	0.21	530	2.9	2.1	5.1	3.8	5.8	4.3	1140	4.0	8.5	0.40	0.88	a	Ex II 2GD c T6 IIC T85°C	8411 0122 33	
LZB14-RL-A007-11	0.16	0.21	320	4.8	3.5	8.5	6.3	9.6	7.1	700	4.0	8.5	0.40	0.88	a	Ex II 2GD c T6 IIC T85°C	8411 0122 41	
Reversible (Keyed shaft)																		
LZB14-RL-AR140-11	0.11	0.15	7000	0.15	0.11	0.24	0.18	0.3	0.22	13000	3.6	7.6	0.37	0.82	a	Ex II 2GD c T4 IIC T110°C	8411 0122 58	
LZB14-RL-AR034-11	0.11	0.15	1690	0.62	0.46	1.01	0.74	1.24	0.91	3400	3.6	7.6	0.37	0.82	a	Ex II 2GD c T6 IIC T85°C	8411 0122 66	
LZB14-RL-AR020-11	0.11	0.15	1020	1.03	0.76	1.67	1.23	2.1	1.5	2000	3.6	7.6	0.37	0.82	a	Ex II 2GD c T6 IIC T85°C	8411 0122 74	
LZB14-RL-AR008-11	0.11	0.15	410	2.6	1.92	4.2	3.1	5.2	3.8	800	3.6	7.6	0.40	0.88	a	Ex II 2GD c T6 IIC T85°C	8411 0122 82	
LZB14-RL-AR005-11	0.11	0.15	250	4.3	3.2	6.9	5.1	8.6	6.3	490	3.6	7.6	0.40	0.88	a	Ex II 2GD c T6 IIC T85°C	8411 0122 90	

LZB22-RL – 0.16 – 0.27 kW / 0.21 – 0.36 hp Data at air pressure 6.3 bar (91 psi)

Model Lubrication free	Max output		Speed at max output r/min	Torque at max output		Min starting torque		Stall torque		Free speed r/min	Air consumption at max output		Weight		Shaft loading code ¹⁾	ATEX code	Ordering No.	
	kW	hp		Nm	lb-ft	Nm	lb-ft	Nm	lb-ft		l/s	cfm	kg	lb				
Clockwise rotation (Keyed shaft)																		
LZB22-RL-A220-11	0.27	0.36	9600	0.27	0.20	0.51	0.38	0.54	0.4	19500	5.3	11.2	0.63	1.39	b	Ex II 2GD c T4 IIC T110°C	8411 0219 11	
LZB22-RL-A049-11	0.27	0.36	2100	1.2	0.89	2.3	1.7	2.4	1.8	4700	5.3	11.2	0.63	1.39	b	Ex II 2GD c T6 IIC T85°C	8411 0219 29	
LZB22-RL-A036-11	0.27	0.36	1590	1.6	1.2	3.1	2.3	3.2	2.4	3550	5.3	11.2	0.63	1.39	b	Ex II 2GD c T6 IIC T85°C	8411 0219 37	
LZB22-RL-A022-11	0.27	0.36	960	2.7	2.0	5.1	3.8	5.4	4.0	2100	5.3	11.2	0.63	1.39	b	Ex II 2GD c T6 IIC T85°C	8411 0219 45	
LZB22-RL-A011-11	0.26	0.35	480	5.3	3.9	10	7.4	10.6	7.8	1040	5.3	11.2	0.83	1.83	b	Ex II 2GD c T6 IIC T85°C	8411 0219 52	
LZB22-RL-A008-11	0.26	0.35	360	7.1	5.2	13.5	10	14.2	10.5	770	5.3	11.2	0.83	1.83	b	Ex II 2GD c T6 IIC T85°C	8411 0219 60	
LZB22-RL-A005-11	0.26	0.35	210	11.8	8.7	22	16.2	23.6	17.4	480	5.3	11.2	0.83	1.83	b	Ex II 2GD c T6 IIC T85°C	8411 0219 78	
Reversible (Keyed shaft)																		
LZB22-RL-AR126-11	0.16	0.21	7000	0.24	0.18	0.32	0.24	0.48	0.35	13100	5.0	10.6	0.63	1.39	b	Ex II 2GD c T4 IIC T110°C	8411 0220 83	
LZB22-RL-AR028-11	0.16	0.21	1570	1.1	0.81	1.4	1.0	2.2	1.6	2850	5.0	10.6	0.63	1.39	b	Ex II 2GD c T6 IIC T85°C	8411 0220 75	
LZB22-RL-AR021-11	0.16	0.21	1170	1.4	1.0	1.9	1.4	2.8	2.1	2100	5.0	10.6	0.63	1.39	b	Ex II 2GD c T6 IIC T85°C	8411 0222 16	
LZB22-RL-AR013-11	0.16	0.21	700	2.4	1.8	3.2	2.4	4.8	3.5	1300	5.0	10.6	0.63	1.39	b	Ex II 2GD c T6 IIC T85°C	8411 0220 67	
LZB22-RL-AR006-11	0.16	0.21	350	4.7	3.5	6.3	4.6	9.4	6.9	640	5.0	10.6	0.83	1.83	b	Ex II 2GD c T6 IIC T85°C	8411 0220 59	
LZB22-RL-AR005-11	0.16	0.21	260	6.3	4.6	8.5	6.3	12.6	9.3	480	5.0	10.6	0.83	1.83	b	Ex II 2GD c T6 IIC T85°C	8411 0222 08	
LZB22-RL-AR003-11	0.16	0.21	160	10.5	7.7	14	10.3	21	15.5	290	5.0	10.6	0.83	1.83	b	Ex II 2GD c T6 IIC T85°C	8411 0220 91	

LZB34-RL – 0.25 – 0.39 kW / 0.34 – 0.52 hp Data at air pressure 6.3 bar (91 psi)

Model Lubrication free	Max output		Speed at max output r/min	Torque at max output		Min starting torque		Stall torque		Free speed r/min	Air consumption at max output		Weight		Shaft loading code ¹⁾	ATEX code	Ordering No.	
	kW	hp		Nm	lb-ft	Nm	lb-ft	Nm	lb-ft		l/s	cfm	kg	lb				
Clockwise rotation (Keyed shaft)																		
LZB34-RL-A210-11	0.39	0.52	9400	0.4	0.3	0.76	0.56	0.8	0.59	19000	8.1	17.2	0.95	2.09	c	Ex II 2GD c T4 IIC T110°C	8411 0338 41	
LZB34-RL-A060-11	0.39	0.52	2600	1.4	1.0	2.7	2.0	2.8	2.1	5350	8.1	17.2	0.95	2.09	c	Ex II 2GD c T6 IIC T85°C	8411 0338 58	
LZB34-RL-A033-11	0.39	0.52	1450	2.6	1.9	4.9	3.6	5.2	3.8	3000	8.1	17.2	0.95	2.09	c	Ex II 2GD c T6 IIC T85°C	8411 0338 66	
LZB34-RL-A026-11	0.39	0.52	1170	3.2	2.4	6.1	4.5	6.4	4.7	2400	8.1	17.2	0.95	2.09	c	Ex II 2GD c T6 IIC T85°C	8411 0338 74	
LZB34-RL-A013-11	0.38	0.51	580	6.4	4.7	12	8.9	12.8	9.4	1180	8.1	17.2	1.2	2.65	c	Ex II 2GD c T6 IIC T85°C	8411 0338 82	
LZB34-RL-A007-11	0.38	0.51	320	11.5	8.5	21	15.5	23	17	650	8.1	17.2	1.2	2.65	c	Ex II 2GD c T6 IIC T85°C	8411 0338 90	
LZB34-RL-A005-11	0.38	0.51	260	14.2	10.5	26	19.2	28	21	520	8.1	17.2	1.2	2.65	c	Ex II 2GD c T6 IIC T85°C	8411 0339 08	
Reversible (Keyed shaft)																		
LZB34-RL-AR150-11	0.25	0.34	7000	0.34	0.25	0.46	0.34	0.68	0.5	13300	7.9	16.8	0.95	2.09	c	Ex II 2GD c T4 IIC T110°C	8411 0339 16	
LZB34-RL-AR043-11	0.25	0.34	1960	1.2	0.89	1.6	1.2	2.4	1.8	3800	7.9	16.8	0.95	2.09	c	Ex II 2GD c T6 IIC T85°C	8411 0339 24	
LZB34-RL-AR024-11	0.25	0.34	1090	2.2	1.6	3.0	2.2	4.4	3.2	2000	7.9	16.8	0.95	2.09	c	Ex II 2GD c T6 IIC T85°C	8411 0339 32	
LZB34-RL-AR019-11	0.25	0.34	880	2.7	2.0	3.7	2.7	5.4	4.0	1700	7.9	16.8	0.95	2.09	c	Ex II 2GD c T6 IIC T85°C	8411 0339 40	
LZB34-RL-AR009-11	0.25	0.34	430	5.4	4.0	7.0	5.2	10.8	8.0	800	7.9	16.8	1.2	2.65	c	Ex II 2GD c T6 IIC T85°C	8411 0339 57	
LZB34-RL-AR005-11	0.25	0.34	240	9.8	7.2	12.6	9.3	19.6	14.5	450	7.9	16.8	1.2	2.65	c	Ex II 2GD c T6 IIC T85°C	8411 0339 65	
LZB34-RL-AR004-11	0.25	0.34	190	12.1	8.9	15.6	11.5	24	17.7	360	7.9	16.8	1.2	2.65	c	Ex II 2GD c T6 IIC T85°C	8411 0339 73	

NOTE: - If running motors with 100% dry air and no lubrication, performance can be reduced with 5-15% at max output.
- To optimize life time for a lubrication free motor, use lubricated air if the application allows it.

Vane motors LZB46-RL, LZL05-RL



Stainless steel and lubrication free

Material in parts:

- Back head, casing and front part stainless steel: ISO 683/ XIII Type 17, SS 14 2346, DIN 17440 X12CrNiS188
- Outgoing shaft and gear rim stainless steel: ISO 683/XIII Type 9b, SS 14 2321, DIN 17440 X22CrNi17'
- 100% Silicon free
- Viton™ seals

- Planetary gears are greased with food grade grease approved according to USDAH1

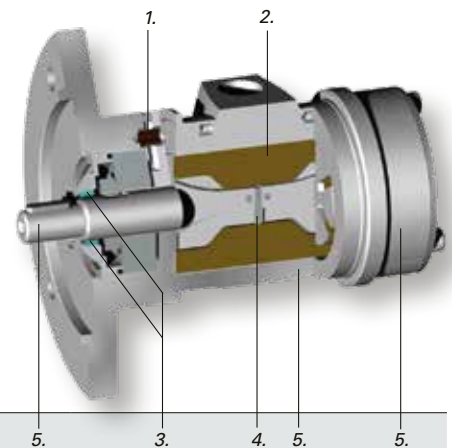
ATEX certification valid for fixture mounted use only with a maximum surrounding temperature of +40°C (104°F).

For optional stainless steel motor cell, vane kits and other accessories see Accessories.

LZB46-RL – 0.60 – 0.84 kW / 0.80 – 1.13 hp Data at air pressure 6.3 bar (91 psi)

Model Lubrication free	Max output		Speed at max output r/min	Torque at max output		Min starting torque		Stall torque		Free speed r/min	Air consumption at max output		Weight		Shaft loading code ¹⁾	ATEX code	Ordering No.
	kW	hp		Nm	lb-ft	Nm	lb-ft	Nm	lb-ft		l/s	cfm	kg	lb			
Clockwise rotation (Keyed shaft)																	
LZB46-RL-A200-11	0.84	1.13	10800	0.74	0.55	1.2	0.89	1.48	1.09	20000	16.2	34.4	1.8	4.0	e	Ex II 2GD c T4 IIC T110°C	8411 0472 15
LZB46-RL-A065-11	0.84	1.13	3300	2.4	1.8	3.9	2.9	4.8	3.5	6300	16.2	34.4	1.8	4.0	e	Ex II 2GD c T4 IIC T110°C	8411 0472 23
LZB46-RL-A040-11	0.84	1.13	2100	3.8	2.8	6.1	4.5	7.6	5.6	4000	16.2	34.4	1.8	4.0	e	Ex II 2GD c T4 IIC T110°C	8411 0472 31
LZB46-RL-A025-11	0.84	1.13	1270	6.3	4.6	10	7.4	12.6	9.3	2400	16.2	34.4	1.8	4.0	e	Ex II 2GD c T4 IIC T110°C	8411 0472 49
LZB46-RL-A015-11	0.82	1.10	740	10.5	7.7	17	12.5	21	15.5	1400	16.2	34.4	1.9	4.2	e	Ex II 2GD c T4 IIC T110°C	8411 0470 82
LZB46-RL-A010-11	0.82	1.10	480	16.5	12.2	26	19.2	33	24.3	900	16.2	34.4	1.9	4.2	e	Ex II 2GD c T4 IIC T110°C	8411 0471 08
LZB46-RL-A005-11	0.82	1.10	280	27	20	44	32	55	41	540	16.2	34.4	1.9	4.2	e	Ex II 2GD c T4 IIC T110°C	8411 0471 16
LZB46-RL-A0030-11	0.81	1.09	160	48	35	77	57	95	70	300	16.2	34.4	3.8	8.4	g	Ex II 2GD c T6 IIC T85°C	8411 0471 24
LZB46-RL-A0020-11	0.81	1.09	105	75	55	121	89	149	110	200	16.2	34.4	3.8	8.4	g	Ex II 2GD c T6 IIC T85°C	8411 0471 32
LZB46-RL-A0012-11	0.81	1.09	62	124	91	201	148	248	183	115	16.2	34.4	3.8	8.4	g	Ex II 2GD c T6 IIC T85°C	8411 0471 40
Reversible (Keyed shaft)																	
LZB46-RL-AR170-11	0.63	0.84	8500	0.71	0.52	0.96	0.71	1.42	1.0	15800	14.0	29.7	1.8	4.0	e	Ex II 2GD c T4 IIC T110°C	8411 0472 56
LZB46-RL-AR050-11	0.63	0.84	2600	2.3	1.7	3.1	2.3	4.6	3.4	5000	14.0	29.7	1.8	4.0	e	Ex II 2GD c T4 IIC T110°C	8411 0472 64
LZB46-RL-AR030-11	0.63	0.84	1670	3.6	2.7	4.9	3.6	7.2	5.3	3200	14.0	29.7	1.8	4.0	e	Ex II 2GD c T4 IIC T110°C	8411 0472 72
LZB46-RL-AR020-11	0.63	0.84	1000	6.0	4.4	8.1	6.0	12	8.9	1900	14.0	29.7	1.8	4.0	e	Ex II 2GD c T4 IIC T110°C	8411 0472 80
LZB46-RL-AR010-11	0.62	0.83	590	10.1	7.4	13.5	10	20	14.9	1100	14.0	29.7	1.9	4.2	e	Ex II 2GD c T4 IIC T110°C	8411 0471 57
LZB46-RL-AR007-11	0.62	0.83	370	15.8	11.7	21	15.5	32	23.3	700	14.0	29.7	1.9	4.2	e	Ex II 2GD c T4 IIC T110°C	8411 0471 65
LZB46-RL-AR004-11	0.62	0.83	220	26	19.5	35	26	53	39	420	14.0	29.7	1.9	4.2	e	Ex II 2GD c T4 IIC T110°C	8411 0471 73
LZB46-RL-AR0025-11	0.60	0.80	125	46	34	61	45	91	67	230	14.0	29.7	3.8	8.4	g	Ex II 2GD c T6 IIC T85°C	8411 0471 81
LZB46-RL-AR0015-11	0.60	0.80	80	72	53	96	71	143	105	150	14.0	29.7	3.8	8.4	g	Ex II 2GD c T6 IIC T85°C	8411 0471 99
LZB46-RL-AR0010-11	0.60	0.80	49	119	88	161	119	238	175	90	14.0	29.7	3.8	8.4	g	Ex II 2GD c T6 IIC T85°C	8411 0472 07

NOTE: - If running motors with 100% dry air and no lubrication, performance can be reduced with 5-15% at max output.
- To optimize life time for a lubrication free motor, use lubricated air if the application allows it.



1. Rubber hose valves for venting bearing and seals.
2. Lube free vanes.
3. Double seals.
4. Vane pins.
5. Stainless steel.

LZL05-RL

Model Lubrication free	Power at 3000 rpm		Torque at 3000 rpm		Stall torque		Max allowed speed r/min	Air consumption at 3000 rpm		Weight		ATEX code	Ordering No.
	kW	hp	Nm	lb-ft	Nm	lb-ft		l/s	cfm	kg	lb		
LZL05-RL-P-IEC	0.63	0.84	2.0	1.5	5.8	4.3	3000	25	52	6.1	13.4	Ex II 2GD c T4 IIC T110oC	8411 1010 97
LZL05-RL-P-NEMA	0.63	0.84	2.0	1.5	5.8	4.3	3000	25	52	6.1	13.4	Ex II 2GD c T4 IIC T110oC	8411 1011 01
Unrestricted*	1.7	2.2	5.3	3.9	5.8	4.3	3000	35	74				

* Motor without restrictor plates in the air in- and outlet, the motors should not be run above max allowed speed.

Accessories for air motors



Stainless steel motor cell, LZB14

Model	Air Motor Ordering No.	Motor cell Ordering No.
Clockwise rotation (Key shaft)		
LZB14-RL-A190-11	8411 0122 09	4430 2194 80
LZB14-RL-A048-11	8411 0122 17	4430 2194 80
LZB14-RL-A029-11	8411 0122 25	4430 2194 80
LZB14-RL-A12-11	8411 0122 33	4430 2194 80
LZB14-RL-A007-11	8411 0122 41	4430 2194 80
Reversible (Key shaft)		
LZB14-RL-AR140-11	8411 0122 58	4430 2194 84
LZB14-RL-AR034-11	8411 0122 66	4430 2194 84
LZB14-RL-AR020-11	8411 0122 74	4430 2194 84
LZB14-RL-AR008-11	8411 0122 82	4430 2194 84
LZB14-RL-AR005-11	8411 0122 90	4430 2194 84



Stainless steel motor cell, LZB22

Model	Air Motor Ordering No.	Motor cell Ordering No.
Clockwise rotation (Key shaft)		
LZB22-RL-A120-11	8411 0219 11	4430 2304 83
LZB22-RL-A049-11	8411 0219 29	4430 2304 83
LZB22-RL-A036-11	8411 0219 37	4430 2305 83
LZB22-RL-A022-11	8411 0219 45	4430 2304 83
LZB22-RL-A011-11	8411 0219 52	4430 2304 83
LZB22-RL-A008-11	8411 0219 60	4430 2305 83
LZB22-RL-A005-11	8411 0219 78	4430 2304 83
Reversible (Key shaft)		
LZB22-RL-AR126-11	8411 0220 83	4430 2304 84
LZB22-RL-AR028-11	8411 0220 75	4430 2304 84
LZB22-RL-AR021-11	8411 0220 16	4430 2305 84
LZB22-RL-AR013-11	8411 0220 67	4430 2304 84
LZB22-RL-AR006-11	8411 0220 59	4430 2304 84
LZB22-RL-AR005-11	8411 0220 08	4430 2305 84
LZB22-RL-AR003-11	8411 0220 91	4430 2304 84

Stainless steel motor cell, LZB34

Model	Air Motor Ordering No.	Motor cell Ordering No.
Clockwise rotation (Key shaft)		
LZB34-RL-A210-11	8411 0338 41	4430 2291 83
LZB34-RL-A060-11	8411 0338 58	4430 2291 83
LZB34-RL-A033-11	8411 0338 66	4430 2291 83
LZB34-RL-A026-11	8411 0338 74	4430 2290 83
LZB34-RL-A013-11	8411 0338 82	4430 2291 83
LZB34-RL-A007-11	8411 0338 90	4430 2291 83
LZB34-RL-A005-11	8411 0339 08	4430 2290 83
Reversible (Key shaft)		
LZB34-RL-AR150-11	8411 0339 16	4430 2291 84
LZB34-RL-AR043-11	8411 0339 24	4430 2291 84
LZB34-RL-AR024-11	8411 0339 32	4430 2291 84
LZB34-RL-AR019-11	8411 0339 40	4430 2290 84
LZB34-RL-AR009-11	8411 0339 57	4430 2291 84
LZB34-RL-AR005-11	8411 0339 65	4430 2291 84
LZB34-RL-AR004-11	8411 0339 73	4430 2290 84

For the complete range LZB34-RLB- Ordering No. 4430 2291 84

Vane sets, lubrication needed


Motor	Ordering No.
LZB14	4210 0479 90
LZB22	4110 0861 90
LZB33/34	4110 0621 90
LZB42	4430 0517 90
LZB46	4430 0525 90
LZB54	4430 0543 90
LZB66	4430 1355 90
LZB77	4430 1487 90
LZL03	4430 1327 90
LZL05	4430 0282 90
LZL15	4430 0290 90
LZL25	4430 0298 90
LZL35	4430 1086 90

Stainless steel motor cell, LZB46

Model	Air Motor Ordering No.	Motor cell Ordering No.
Clockwise rotation (Key shaft)		
LZB46-RL-A200-11	8411 0472 15	4430 1076 83
LZB46-RL-A065-11	8411 0472 23	4430 1076 83
LZB46-RL-A040-11	8411 0472 31	4430 1076 83
LZB46-RL-A025-11	8411 0472 49	4430 1206 80
LZB46-RL-A015-11	8411 0470 82	4430 1076 83
LZB46-RL-A010-11	8411 0471 08	4430 1076 83
LZB46-RL-A005-11	8411 0471 16	4430 1206 80
LZB46-RL-A0030-11	8411 0471 24	4430 1076 83
LZB46-RL-A0020-11	8411 0471 32	4430 1076 83
LZB46-RL-A0012-11	8411 0471 40	4430 1206 80
Reversible (Key shaft)		
LZB46-RL-AR170-11	8411 0472 56	4430 1076 84
LZB46-RL-AR050-11	8411 0472 64	4430 1076 84
LZB46-RL-AR030-11	8411 0472 72	4430 1076 84
LZB46-RL-AR020-11	8411 0472 80	4430 1206 84
LZB46-RL-AR010-11	8411 0471 57	4430 1076 84
LZB46-RL-AR007-11	8411 0471 65	4430 1076 84
LZB46-RL-AR004-11	8411 0471 73	4430 1206 84
LZB46-RL-AR0025-11	8411 0471 81	4430 1076 84
LZB46-RL-AR0015-11	8411 0471 99	4430 1076 84
LZB46-RL-AR0010-11	8411 0472 07	4430 1206 84

For more information see
Air Motor Catalogue - Ordering number 9833 8998 01
or visit www.atlascopco.com/airmotor

Additional information about our air motors



Selecting the right motor has never been easier!

Just enter the required working point for the application and the most suitable motor will automatically be selected. For the selection use the Atlas Copco selection tool.

**Air motor selection program, available at
www.atlascopco.com/airmotors**

Want to know more about air motors?

In this pocket guide you will find information about function, design, motor selection and installation. Use the Ordering No. 9833 9067 01.

www.atlascopco.com/airmotors

Visit our website and browse through our online catalog. You'll find comprehensive technical information as well as details of accessories, spare parts and dimensional drawings. You can also subscribe to our news.



