


The Atlas Copco logo is displayed in white, italicized serif font within a blue rectangular box. The box is positioned in the upper right corner of the image, partially overlapping the sky and the building's roofline. The background of the entire image is a photograph of a white tanker truck at an industrial facility, with a large blue technical drawing overlay in the bottom left corner.A large, semi-transparent blue technical drawing overlay is positioned in the bottom left corner. It features a circular cross-section of a compressor with various dimensions and labels such as '12.901.03.01', '16.741.00.01', 'C-C (1:3)', and 'Ø72'. The drawing is overlaid on the image of the tanker truck.

# ***Low pressure oil-free rotary screw compressors***

ZE 3S 37-90 kW / 50-120 hp



## ***Providing rugged performance at the lowest operational cost***

As in many production processes, low pressure compressed air is essential to keep the production going. Atlas Copco's new dedicated range of low pressure compressors offers rugged performance and provides 100% certified oil-free air for a broad spectrum of pneumatic conveying industrial applications.

## Protecting your reputation and production

In virtually any application, oil contamination of the air supply causes serious productivity issues and increased costs. Being the first manufacturer to receive ISO 8573-1 CLASS 0 (2010) certification for its oil-free air compressors, Atlas Copco has set a standard in air purity. Focusing on the protection of critical applications as well as today's increasing quality demands, Atlas Copco offers TUV-certified 100% oil-free air.

## Keeping your process up and running

Especially in a harsh and dusty environment, a reliable supply of compressed air is critical to ensure process continuity. Every compressor is designed, manufactured and tested to comply with ISO9001 certification. The latest innovation of screw element design, the robust gearbox and totally enclosed IP55 motor is built to ensure continuous operation and outstanding reliability even in the dustiest, hottest and most humid environment.

## Easy installation and versatility

We can deliver the compressor according to your need. Do you want to have your own starter? No problem. Do you need a ready-to-use-machine? Sure. All as standard. Designed and built for easy integration in your existing compressed air network or as new installations.

## Assuring your peace of mind

Through continuous investment in our competent, committed and efficient service organization, Atlas Copco ensures superior customer value by maximizing productivity. With a presence in over 170 countries, we offer professional and timely service through interaction and involvement. Uptime is guaranteed by dedicated technicians and 24/7 availability.



# Markets

Built to ensure complete product safety, the ZE 3S compressors guarantee a continuous, highly reliable, energy-efficient and 100% oil-free air supply for decades in all your applications at the lowest possible life cycle cost.




## Pneumatic conveying

- Lowest energy cost, representing up to 80% of the compressor life cycle cost.
- Minimized downtime and maintenance cost thanks to innovative single stage screw compressor technology.

## Bulk transportation

- On site compressor with higher unloading capacity than a truck mounted blower
- Low noise emission
- No risk for product contamination
- Easy connection and faster unloading compared to truck unloading installations





## Glass

- Higher pressure ratio for mold cooling
- 100% Class 0 certified oil-free air resulting in the highest air quality
- Low energy consumption required for continuous operation

## Flue gas desulphurization

- Lowest energy cost, representing up to 80% of the compressor life cycle cost
- 24/7 uninterrupted pollution control thanks to proven reliable design



# Class 0: the industry standard



## Class 0: Oil-free air

Oil-free air is used in all kinds of industries where air quality is paramount for the end product and production process. These applications include food and beverage processing, pharmaceutical manufacturing and packaging, chemical and petrochemical processing, semiconductor and electronics manufacturing, the medical sector, automotive paint spraying, textile manufacturing and many more. In these critical environments, contamination by even the smallest quantities of oil can result in costly production downtime and product spoilage.

## First in oil-free air technology


Over the past sixty years Atlas Copco has pioneered the development of oil free air technology, resulting in a range of air compressors and blowers that provide 100% pure, clean air. With our CLASS 0 products, no oil is added during the compression process, and thus provides you with 100% pure, clean air when the atmosphere doesn't contain any oil particles. Through continuous research and development, Atlas Copco achieved a new milestone, setting the standard for air purity as the first manufacturer to be awarded ISO 8573-1 CLASS 0 certification.



## Eliminating any risk

As the industry leader committed to meeting the needs of the most demanding customers, Atlas Copco requested the renowned TÜV institute to type-test its range of oil-free compressors and blowers. Using the most rigorous testing methodologies available, all possible oil forms were measured across a range of temperatures and pressures. The TÜV found no traces of oil at all in the output air stream. Thus Atlas Copco is not only the first compressor and blower manufacturer to receive CLASS 0 certification, but also exceeds ISO 8573-1 CLASS 0 specifications.

# Reliability and robustness



## 1. Process air filter

- Inlet filter is combined with a silencer to reduce noise level and protect the compression stage.
- Handy pressure drop indication on the control panel.
- Long lifetime extends the service interval.

## 2. Equipped with the best Atlas Copco oil-free screw element

- Cooling jackets improve reliability and efficiency by ensuring rotor clearances always to the absolute minimum
- Efficient shaft sealing eliminates the risk of oil leakage, reduces wear and guarantees 100% oil-free air
- High performance coated screw rotors for increased efficiency, longer lifetime and protection against corrosion

## 3. High precision gearbox drive system

- Minimized transmission losses, noise and vibration levels
- Prolonged element lifetime thanks to AGMA Q13/DIN Class 5 gears in the main drive

## 4. Integrated oil pump

- Directly driven by the gearbox
- Oil injection nozzles spray the optimal amount and temperature of filtered oil to each bearing/gear

## 5. Silencer

- Discharge pulsation damper attenuates dynamic pulsation levels in the air flow to the minimum

## 6. High efficient totally enclosed motor

- IP55 TEFC protection against dust and humidity
- Highly efficient motors according to IE3/NEMA Premium
- Dry motor coupling requires no lubrication and eliminates service requirements

## 7. Oil cooler

- Optimal cooling in wide temperature operation range
- Easy and quick cleaning possibility in harsh environment

## 8. Electrical cubicle

- Available for built in YD starter and several options

## 9. Advanced Elektronikon<sup>®</sup> unit controller

- One integrated control system for compressor
- Overall system performance status with pro-active service indications, alarms and safety shutdowns
- Remote control and monitoring is possible with Profibus, Modbus and TCP/IP
- Several built-in energy saving algorithms
- Multi-language

## 10. Silent canopy

- Inlet baffle silencing with minimum pressure drop and high sound absorption characteristics
- Sealed canopy panels and doors





# Installation flexibility

You will really like to install and work with our ZE 3S compressor, designed to fit into your process wherever you want.

## The smallest footprint in the flow and pressure range

Forget the difficulties of the old machines replacement. We make your life easier, replacing the outdated technology with our latest technology machines and with the smallest footprint. Building new installations with very small footprint makes you save space and thus investment cost.



## Outdoor operation

No need for a dedicated compressor room, no need for excessively long piping... You can install the ZE 3S compressor wherever you want to use the bolt-on outdoor-kit.

# VSD: driving down energy costs

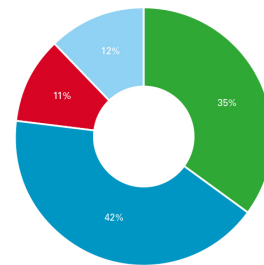
Over 80% of a compressor's lifecycle cost is taken up by the energy it consumes. Moreover, the generation of compressed air can account for more than 40% of a plant's total electricity bill. To cut your energy costs, Atlas Copco pioneered Variable Speed Drive (VSD) technology in the compressed air industry. VSD leads to major energy savings, while protecting the environment for future generations. Thanks to continual investments in this technology, Atlas Copco offers the widest range of integrated VSD compressors on the market.

## Energy savings up to 35%

Atlas Copco's VSD technology closely follows the air demand by automatically adjusting the motor speed. This results in large energy savings of up to 35%. The Life Cycle Cost of a compressor can be cut by an average of 22%. In addition, lowered system pressure with VSD minimizes energy use across your production dramatically.

### What is unique about the integrated Atlas Copco VSD?

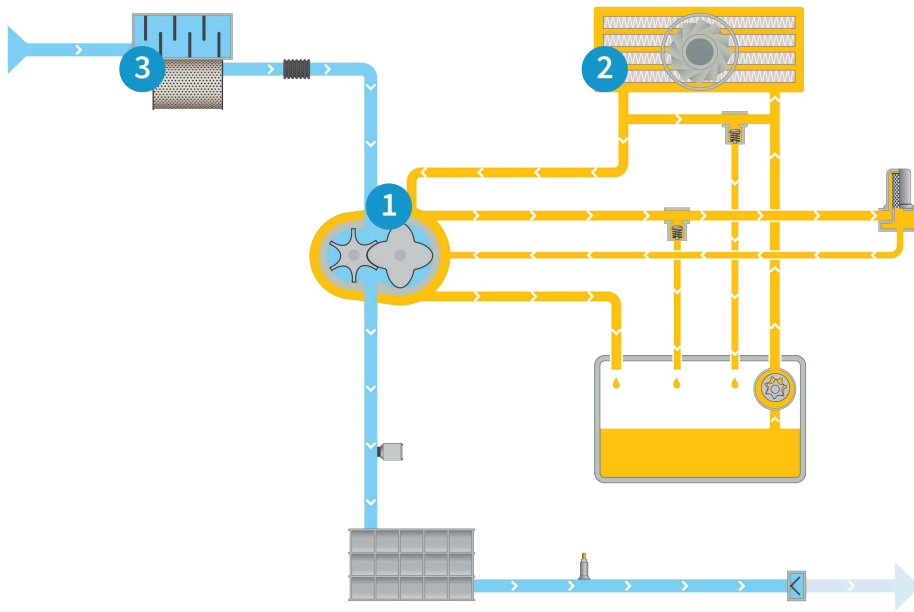
- The Elektronikon<sup>®</sup> controls both the compressor and the integrated converter, ensuring maximum machine safety within parameters.
- Flexible pressure selection with VSD reduces electricity costs.
- Specific converter and motor design (with protected bearings) for the highest efficiency across the speed range.
- Electric motor specifically designed for low operating speeds with clear attention to motor cooling and compressor cooling requirements.
- All Atlas Copco VSD compressors are EMC tested and certified. Compressor operation does not influence external sources and vice versa.
- Mechanical enhancements ensure that all components operate below critical vibration levels throughout the entire compressor speed range.
- A highly efficient frequency converter in a cubicle ensures stable operation in high ambient temperatures up to 50°C/122°F
- No 'speed windows' that can jeopardize the energy savings and the stable net pressure. Turndown capability of the compressor is maximized to 70-75%.
- Net pressure band is maintained within 0.10 bar, 1.5 psi.




Total compressor lifecycle cost

● Energy ● Investment  
● Energy savings with VSD ● Maintenance


# Flowchart






## 1. Process flow

- Air intake with noise attenuating baffle system.
- Air is filtered prior to entering the oil-free screw compressor element.
- Internal compression in the oil-free screw element.
- Discharge silencer reduces the pressure pulsation levels to the minimum.
- Safety valve to protect the unit from over pressure.
- Check valve is protecting backflow from the pressure network.
- Air delivery to the system.



## 2. Oil flow

- Integrated oil pump, mounted on the gearbox hence directly driven.
- Oil suction from carter, integrated in the gearbox.
- Bypass valve decides the exact amount of oil flow that is required for bearing- and gear cooling and lubrication.
- Than oil is first pumped through the oil cooler.
- Filtered cool oil is distributed to individually tuned oil nozzles per bearing and/or gear in oil-free screw compressor element and gearbox and in the cooling jacket of the element.
- Internal drains recover all oil in the carter (in the gearbox).



## 3. Cooling flow

- One cooling fan pulls fresh air from the back side of the unit.
- That fresh air is pushed through the oil cooler, taking away the heat of the oil.
- In parallel, the motor cooling fan also pulls fresh air from the backside of the unit. The motor fan-cowl ensures that air flows over the motor cooling fins.
- The cubicle is cooled with fresh air taken-in from the atmosphere through filters in the front door.
- Cubicle fans push the hot air out of the cubicle, in the canopy.
- The hot canopy air (oil cooling heat, motor cooling heat and cubicle heat) can leave the canopy through a roof-top grating. A noise attenuating baffle is installed.



# Monitoring and control

How to get the most from the least

## Elektronikon<sup>®</sup> MK5 Touch

The Elektronikon<sup>®</sup> unit controller is specially designed to maximize the performance of your compressors and air treatment equipment under a variety of conditions. Our solutions provide you with key benefits such as increased energy efficiency, lower energy consumption, reduced maintenance times and less stress... less stress for both you and your entire air system.



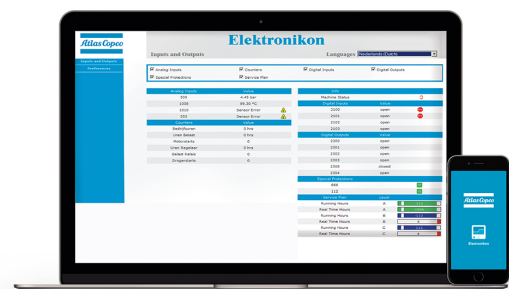
## Intelligence is part of the package

The full color touch display gives you an easy-to-understand readout of the equipment's running conditions.

- Clear icons and intuitive navigation provides you fast access to all of the important settings and data.
- Monitoring of the equipment running conditions and maintenance status; bringing this information to your attention when needed.
- Operation of the equipment to deliver reliable compressed air specified to your compressed air needs.
- Built- in remote control and notification functions provided as standard, including simple- to-use integrated webpage.
- Integrated **SMARTLINK**
- Built- in remote control and notifications functions provided as standard, including simple-to-use integrated webpage.
- Support for 31 different languages, including character based languages.

## Online & mobile monitoring

Monitor your machines over the ethernet with the Elektronikon<sup>®</sup> unit controller and the **SMARTLINK** service. Monitoring features include warning indications, compressor shut-down, sensor trending and maintenance scheduling.



## Dual set-point and automatic stop

Most production processes create fluctuating levels of demand which, in turn, can create energy waste in low use periods. By using the Elektronikon<sup>®</sup> controller, you can manually or automatically switch between two different setpoints to optimize energy use and reduce costs at low use times. In addition, the sophisticated algorithm runs the drive motor only when needed. As the desired setpoint is maintained while the drive motor's running time is minimized, energy consumption is kept to a minimum.

## SMARTLINK

### Monitor your compressed air installation with SMARTLINK

Knowing the status of your compressed air equipment at all times is the surest way to achieve optimal efficiency and maximum availability.

### Go for energy efficiency

Customized reports on the energy efficiency of your compressor room.

### Increase uptime

All components are replaced on time, ensuring maximum uptime.

### Save money

Early warnings avoid breakdowns and production loss.



## Evolving towards compressed air management

### SMARTLINK Service

A mouse-click reveals the online service log. Get quotes for parts and additional service quickly and easily.

### SMARTLINK Uptime

SMARTLINK Uptime additionally sends you an e-mail or text message whenever a warning requires your attention.

### SMARTLINK Energy

SMARTLINK Energy gives you customized reports on the energy efficiency of your compressor room, in compliance with ISO 50001.





# Maximize your resources with a Service Plan

Properly caring for your air compressor helps you lower your operating costs and minimises the risk for unplanned breakdowns or production stops. Atlas Copco offers energy efficiency checks, service, repairs, spare parts and maintenance plans for all air compressors.

Entrust your servicing to our expert professionals and ensure your business continues to run efficiently. Our plans cover repairs, preventative maintenance, spare parts, and more.

## Reduce your total cost of ownership and benefit from optimal performance

- Save costs - Optimal maintenance will reduce the operational cost of your compressor system.
- Increase operational efficiency - Our maintenance expertise makes your life easier when it comes to resource management.
- High uptime and performance - Specialist service keeps your equipment running and protect your investment.



## Compressor parts at your doorstep: our Parts Plan

Genuine Parts, designed and produced to the exact specifications of your compressors, delivered right where and when you need them.


- All parts, one package - Always have the needed part for your service intervention at hand.
- Save money - A Service Kit costs less than the sum of its components if ordered separately
- Less administration - Every Service Kit has a single part number, allowing you to create a simple purchase order which can be easily followed-up.

## Fixed Price Services: best compressor parts & maintenance

Avoid financial surprises. Our Fixed Price Services combine the expertise of factory-trained technicians with the quality of our genuine compressor parts.

- The best compressor parts - The unrivalled quality of our genuine parts results in optimal uptime, energy consumption and reliability.
- An expert maintenance plan - Rely on the expertise of factory-trained Atlas Copco technicians.
- Clear and easy - Tailored to your installation, site conditions, and production planning, every Fixed Price Service has a clear scope and price.





## Preventive Maintenance Plan for optimal compressor uptime

Rely on trained Atlas Copco technicians and the unrivalled quality of our genuine parts.

- Service reports - We help you achieving maximum energy efficiency by keeping you up to date of the status of your system.
- Prevent breakdown - If our technicians spot an additional developing problem, they will propose a solution.
- Top-priority emergency call out system - If an urgent repair is needed, you get priority assistance.

## Complete compressor care with our Total Responsibility Plan

We take care of all your compressor maintenance, upgrades, repairs and even breakdowns at an all-inclusive price.

- Complete compressor care - On-time maintenance by expert service engineers, genuine parts, proactive upgrades and compressor overhauls.
- Total risk coverage - This means we take care of all your compressor repairs and even breakdowns, without extra charges.
- Ultimate efficiency - Fitting the latest drive line components gives you high standards of compressor efficiency and reliability.



# Technical Specifications ZE 3S

## ZE 3S VSD (No-Starter)

TYPE	Working pressure		Max Capacity FAD <sup>(1)</sup>		Min Capacity FAD <sup>(1)</sup>		Noise level <sup>(2)</sup>	Installed motor power		Weight		Dimensions L/L <sup>(3)</sup> x W x H	
	bar(g)	psig	m <sup>3</sup> /hr	cfm	m <sup>3</sup> /hr	cfm	dB(A)	kW	hp	kg	lb	mm	in
ZE 3S VSD 37 kW No-Starter	1.5	21.8	995	585	470	275	77	37	50	1350	3000	1500/1850 x 1250 x 1720	59/73 x 49 x 68
	1.75	25.4	915	540	470	275	77						
	2	29	845	495	470	275	77						
	2.25	32.6	780	460	470	275	77						
	2.5	36.3	720	425	465	275	77						
ZE 3S VSD 45 kW No-Starter	1.5	21.8	1180	695	470	275	77	45	60	1350	3000	1500/1850 x 1250 x 1720	59/73 x 49 x 68
	1.75	25.4	1090	645	470	275	77						
	2	29	1010	595	470	275	77						
	2.25	32.6	940	555	470	275	77						
	2.5	36.3	875	515	465	275	77						
ZE 3S VSD 55 kW No-Starter	1.5	21.8	1385	815	470	275	78	55	75	1600	3525	1500/1850 x 1250 x 1720	59/73 x 49 x 68
	1.75	25.4	1295	765	470	275	78						
	2	29	1205	710	470	275	78						
	2.25	32.6	1130	665	470	275	78						
	2.5	36.3	1055	620	465	275	78						
ZE 3S VSD 75 kW No-Starter	1.75	25.4	1650	970	470	275	78	75	100	1600	3525	1500/1850 x 1250 x 1720	59/73 x 49 x 68
	2	29	1560	920	470	275	78						
	2.25	32.6	1475	865	470	275	78						
	2.5	36.3	1370	805	465	275	78						
ZE 3S VSD 90 kW No-Starter	1.5	21.8	1640	965	465	275	78	90	120	1600	3525	1500/1850 x 1250 x 1720	59/73 x 49 x 68
	1.75	25.4	1640	965	465	275	78						
	2	29	1640	965	465	275	78						
	2.25	32.6	1640	965	465	275	78						
	2.5	36.3	1640	965	465	275	78						

# Technical Specifications ZE 3S

## ZE 3S - 50 Hz (Plug & Play and No-starter)

TYPE	Working pressure		Capacity FAD <sup>(1)</sup>		Noise level <sup>(2)</sup>	Installed motor power		Weight		Dimensions L/L <sup>(3)</sup> x W x H	
	bar(g)	psig	m <sup>3</sup> /hr	cfm	dB(A)	kW	hp	kg	lb	mm	in
ZE 3S 37 kW	1.5	21.8	955	560	77	37	50	1350	3000	1500/1850 x 1250 x 1720	59/73 x 49 x 68
	1.75	25.4	860	505	77						
	2	29.0	630	370	77						
	2	29.0	700	410	77						
	2	29.0	775	455	77						
	2.25	32.6	625	370	77						
	2.25	32.6	700	410	77						
	2.25	32.6	770	455	77						
	2.5	36.3	625	370	77						
	2.5	36.3	695	410	77						
ZE 3S 45 kW	1.5	21.8	1065	625	77	45	60	1350	3000	1500/1850 x 1250 x 1720	59/73 x 49 x 68
	1.75	25.4	1060	625	77						
	2	29.0	950	560	77						
	2.25	32.6	855	505	77						
	2.5	36.3	855	500	77						
ZE 3S 55 kW	1.5	21.8	1175	695	78	55	75	1600	3525	1500/1850 x 1250 x 1720	59/73 x 49 x 68
	1.75	25.4	1175	690	78						
	2	29.0	1170	690	78						
	2.25	32.6	1055	620	78						
	2.5	36.3	1050	620	78						
ZE 3S 75 kW	1.5	21.8	1450	850	78	75	100	1600	3525	1500/1850 x 1250 x 1720	59/73 x 49 x 68
	1.75	25.4	1445	850	78						
	2	29.0	1440	845	78						
	2.25	32.6	1435	845	78						
	2.5	36.3	1280	755	78						
ZE 3S 90 kW	1.5	21.8	1595	940	78	90	120	1600	3525	1500/1850 x 1250 x 1720	59/73 x 49 x 68
	1.75	25.4	1590	935	78						
	2	29.0	1585	930	78						
	2.25	32.6	1580	930	78						
	2.5	36.3	1575	930	78						

# Technical Specifications ZE 3S

## ZE 3S - 60 Hz (Plug & Play and No-starter)

TYPE	Working pressure		Capacity FAD <sup>(1)</sup>		Noise level <sup>(2)</sup>	Installed motor power		Weight		Dimensions L/L <sup>(3)</sup> x W x H	
	bar(g)	psig	m <sup>3</sup> /hr	cfm	dB(A)	kW	hp	kg	lb	mm	in
ZE 3S 37 kW	1.5	21.8	950	560	77	37	50				
	1.75	25.4	860	505	77						
	2	29.0	770	455	77						
	2.25	32.6	770	455	77						
ZE 3S 45 kW	1.5	21.8	1160	680	77	45	60	1350	3000		
	1.75	25.4	1045	615	77						
	2	29.0	945	555	77						
	2.25	32.6	855	500	77						
	2.5	36.3	850	500	77						
ZE 3S 55 kW	1.5	21.8	1285	755	78	55	75			1500/1850 x 1250 x 1720	59/73 x 49 x 68
	1.75	25.4	1280	755	78						
	2	29.0	1150	680	78						
	2.25	32.6	1040	610	78						
	2.5	36.3	1035	610	78						
ZE 3S 75 kW	1.5	21.8	1560	920	78	90	120	1600	3525		
	1.75	25.4	1555	915	78						
	2	29.0	1410	830	78						
	2.25	32.6	1410	830	78						
	2.5	36.3	1270	750	78						
ZE 3S 90 kW	2	29.0	1550	915	78						
	2.25	32.6	1545	910	78						
	2.5	36.3	1545	910	78						

## ZE 3S - 50Hz (without motor)

TYPE	Working pressure		Capacity FAD <sup>(4)</sup>		Noise level	Installed motor power		Weight		Dimensions L/L <sup>(5)</sup> x W x H	
	bar(g)	psig	m <sup>3</sup> /hr	cfm	dB(A)	kW	hp	kg	lb	mm	in
ZE 3S 37 kW	1.5	21.8	1450	850	-	75	100	1100	2425	1500/1850 x 1250 x 1720	59/73 x 49 x 68
	1.5	21.8	1595	940	-	90	120				
	1.75	25.4	1590	935	-						
	2	29	1585	930	-						
	2.25	32.6	1580	930	-						
	2.5	36.3	1575	930	-						

# Technical Specifications ZE 3S

## ZE 3S - 60Hz (without motor)

TYPE	Working pressure		Capacity FAD <sup>(4)</sup>		Noise level	Installed motor power		Weight		Dimensions L/L <sup>(5)</sup> x W x H	
	bar(g)	psig	m <sup>3</sup> /hr	cfm	dB(A)	kW	hp	kg	lb	mm	in
ZE 3S 37 kW	1.5	21.8	1560	920	-	75	100	1100	2425	1500/1850 x 1250 x 1720	59/73 x 49 x 68
	1.75	25.4	1555	915	-						
	2	29.0	1550	915	-	90	120				
	2.25	32.6	1545	910	-						
	2.5	36.3	1545	910	-						

<sup>(4)</sup> Unit performance measured according to ISO 1217, Annex C & E, Edition 4 (2009)

Reference conditions:

- Absolute inlet pressure 1 bar (14.5 psi).

- Intake air temperature 20°C (68°F).

<sup>(5)</sup> L' = length of the unit including motor-backpack

# Scope of supply

		ZE 3S
Air circuit	Air inlet filter	✓
	Coated screw element with cooling jacket	✓
	Check valve	✓
	Discharge pulsation damper	✓
	Outlet air flange DN125 DIN&ANSI	✓
Oil circuit	Supplied oil-filled	✓
	Completely pre-piped oil circuit	✓
	Integrated oil pump	✓
	Oil cooler	✓
	Oil filter	✓
Motor	Built-in oil breather system	✓
	IE3/NEMA3 induction motor, TEFC IP55	✓
Cubicle	No starter included	✓
	Elektronikon® Touch controller with SMARTLINK	✓
	Sensors air & oil pressure & temperature	✓
	LAN or Internet control/monitoring	✓
Bodywork	Sound attenuating canopy	✓
	Frame with forklift/pallet-jack slots	✓
Mechanical approval	ASME or CE approval	✓

A step-by-step overview on the different flows.

# Customized to your need

A range of optional features are available to ensure the ZE compressor is customized to your applications' requirements.

Selectable options	ZE 3S
Blow-down valve	✓
VSD enabled motor	✓
YD starter	✓
Test certificate	✓
Witness test	✓
Wooden case packing	✓
Full option motor (anti-condensation heaters & PT1000's)	✓
Oversized motor	✓
No motor	✓
Outdoor canopy	✓
Separate air intake	✓
Heavy duty inlet filter	✓
SPM monitoring	✓
Winterization	✓









