


Proven power: Centrifugal fuel gas boosters



Atlas Copco Gas and Process Solutions

HANDLE THE PRESSURE.

Atlas Copco




Proven power: Centrifugal compressors for fuel gas boosting

For more than 25 years, Atlas Copco Gas and Process has helped plant operators keep their power generation facilities running reliably and efficiently. Our standard and customized centrifugal compressors with pressure and flow characteristics cover the entire range of Fuel Gas Boosting (FGB) applications.

We offer single- up to six-stage fuel gas boosting compressors, and our machinery can handle volumes from 250 to 20 000 m³/h (150 to 12 000 acfm), with a maximum discharge pressure of 70 bar(a).

The high-speed rotor is supported by radial tilting pad bearings designed to eliminate virtually all vibration and provide superior rotor stability. Also, pulsation—a common problem with piston compressors—does not occur with Atlas Copco Gas and Process centrifugal compressors. They are also 100% oil-free by design, preventing contamination of the natural gas fed to the turbine.


An international frontrunner in compressor technology, Atlas Copco has hot-commissioned over 400 FGB units around the globe. We help our customers maintain their compressors and ensure smooth operations via our tight, yet far-reaching international service network.



The advantages of integral-gear technology

Integral gear technology provides the most efficient, space-saving and reliable solution possible.

- More efficient than comparable single-shaft designs
- Allows for precision process control
- Each stage can be optimized to run at its ideal speed
- Offers a smaller footprint




Dynamic dry gas seals

Atlas Copco integrally geared compressors also feature dynamic, contactless dry-gas seals for maximum reliability.

- Reduces high speed shaft leakage, minimizing gas lost from process
- Non-contacting design prevents mechanical wear



New! TurboBlock™



Customized GT compressors

TurboBlock™ standardized compressors

To meet the power generation industry's growing demand for fuel gas boosting solutions with short lead times and long-lasting reliability, Atlas Copco Gas and Process added the standardized TurboBlock™ compressor to its lineup. TurboBlock™ features all the essential components of specialized compressors, plus custom aerodynamics for optimal efficiency. The standardized design promotes fast turn around on drawing packages.

Features

- ① **Pre-engineered system with configurable options**
Maintains high reliability in a cost effective design
- ② **Lube oil manifold**
Integrated design optimizes lubrication system while reducing the number of components
- ③ **Plate-and-frame water cooler**
Compact design reduces the overall footprint
- ④ **Dual oil filters**
Offers superior protection for added reliability

Optional features

- On-skid control panel
- Sound enclosure
- Air-cooled coolers
- 2 out of 3 voting

TurboBlock™ at a glance

Inlet pressure:

14–30 bar(a)/203–435 psia (single stage)

8–22 bar(a)/116–319 psia (two-stage)

Outlet pressure:

28–50 bar(a)/406–725 psia

Power:

745 kW–5 220 kW/1 000 hp–7 000 hp

Outlet temperature:

Up to 200° C/400° F

Flow:

250–10 000 m³/hr/150–6 000 acfm

Sound level:

85 dbA at 3 meters*

*with optional sound enclosure

Customized GT compressors

For fuel gas boosting applications with more specialized requirements, Atlas Copco Gas and Process offers customized GT compressors with vast regulation capabilities. We configure each GT compressor to precisely match your flow and pressure requirements while delivering maximum efficiency.

Features

Package instrumentation

Complete flexibility with regards to instrumentation

Code compliance

Adaptation to all major electrical and mechanical codes worldwide

Customized skid

Skid and piping arrangement are tailored to any process conditions

Stage configuration

Process flexibility due to the number of stages and sections

GT-Series fuel gas booster at a glance

Inlet pressure:

8 bar(a)–30 bar(a)/116–435 psia

Outlet pressure:

Up to 70 bar(a)/1 015 psia

Power:

Up to 10 000 kW/13 400 hp

Outlet temperature:

Up to 200° C/400° F

Flow:

250–20 000 m³/hr/150–12 000 acfm

How reliable is your centrifugal compressor?

Compressor Type	Reliability (%)	Availability (%)	IMR&O (h / yr)	MTBF (yr)
Reciprocating, conv. non lube	92.3	91.3	766.1	0.3
Reciprocating, lubricated	97.8	97.3	237.2	0.5
Reciprocating, labyrinth piston	98.3	97.6	207.2	2
Oil flooded screw	98.8	97.7	199.9	1.5
Oil-free screw	99.7	99	90	5
Centrifugal, fouling service	99.5	99	90.6	3.7
Centrifugal, clean service	99.8	99.7	24.8	8

IMR&O: Inspection, maintenance, repair and overhaul

MTBF: Mean time between failure

Forced DT: Forced down time

Source: Hydrocarbon Processing® magazine



Committed to sustainable productivity

We stand by our responsibilities towards our customers,
towards the environment and the people around us.
We make performance stand the test of time.
This is what we call – Sustainable Productivity.

Atlas Copco Gas and Process Division
Schlehenweg 15, 50999 Cologne, Germany
+49 2236 96 50 0
www.atlascopco-gap.com

Atlas Copco