



SMALL PORTABLE PUMPS

Centrifugal and diaphragm self-priming portable pumps.

Sustainable Productivity

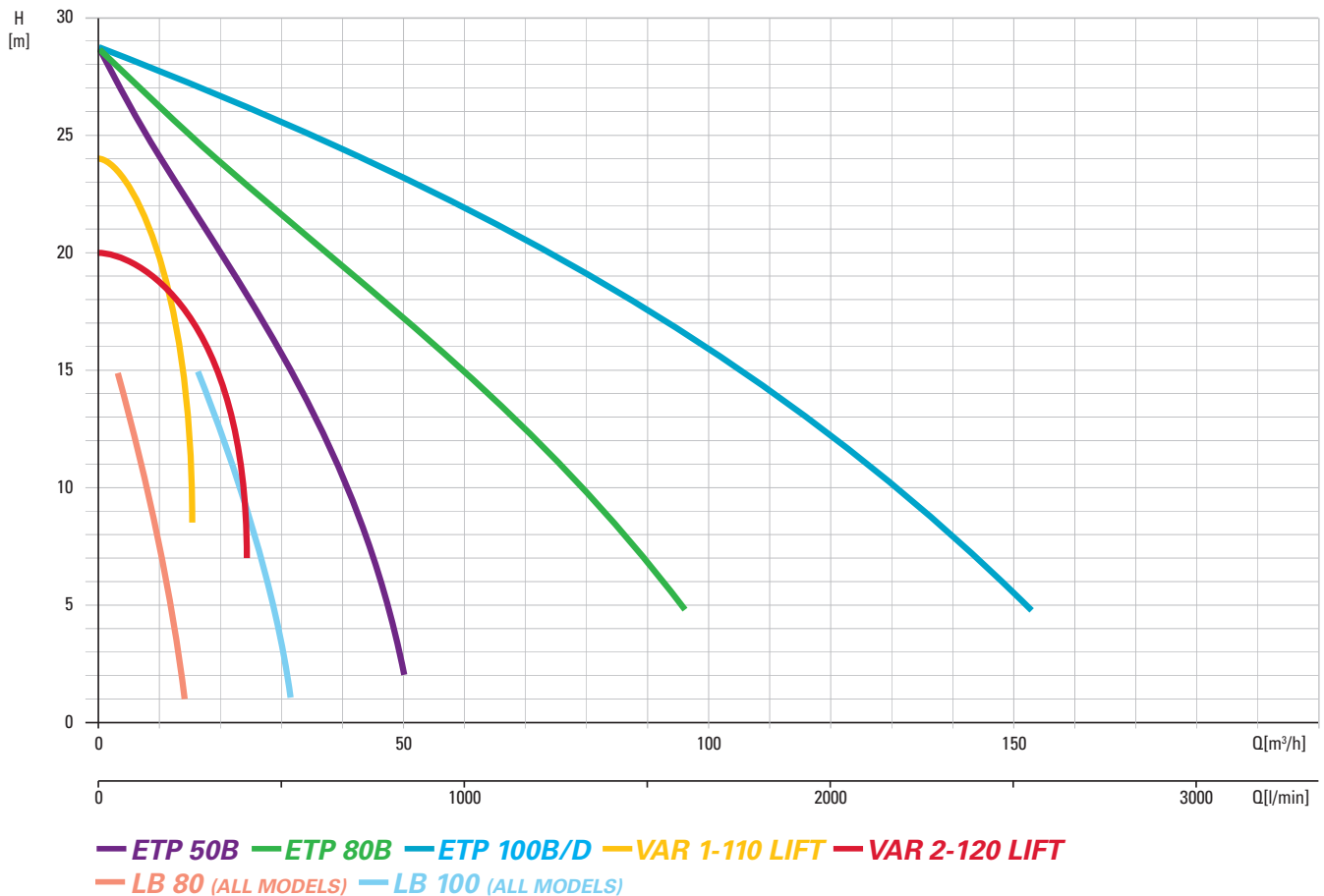
Atlas Copco

SMALL PORTABLE PUMPS

The range of small pumps was carefully chosen to ensure we can cover the maximum amount of applications. The balance of portability and power means you can easily transport them to your application site. The rugged, high performance features ensure performance – even in the harshest of environments.



PERFORMANCE CURVES



FORWARD-THINKING

Within Portable Energy we have a [forward-thinking](#) philosophy. Our small pump range was developed in-line with that philosophy. Forward-thinking is all about anticipating and exceeding your future needs: from product design, energy requirements and all aspects of service – looking ahead and staying ahead is the only way we can ensure we are your long term partner.



CENTRIFUGAL SELF-PRIMING GASOLINE PORTABLE PUMPS

VAR 1-110 LIFT AND VAR 2-120 LIFT

The VAR series offers two models. Both are lightweight, highly portable, self-priming, gasoline driven pumps. The VAR models are ideal for multiple applications, including emergency use, general construction and industrial dewatering.

They are the perfect pump to keep on site or in your truck. They are designed to be operational and performing at a moment's notice – ready to go, when you need them.

KEY FEATURES

- Portable and lightweight
- Solids handling capability
- Low fuel consumption
- Self-priming (wet prime) with a suction lift up to 7,5m

SPECIFICATIONS

Model		VAR 1-110 LIFT	VAR 2-120 LIFT
Suction/discharge		1 1/2" BSP threaded	2" BSP threaded
Max. flow rate	l/min	416	566
Max. head	m	24	22,5
Solids handling	mm	20 (0,8")	17 (0,7")
Weight (dry)	kg	26	41
Pump set			
Impeller type		Semi-open, 3 vane	Semi-open, 3 vane
Impeller		EN-GJL-200 cast iron	EN-GJL-200 cast iron
Wear plate		EN-GJL-250 cast iron	EN-GJL-250 cast iron
Pump housing		EN-GJL-200 cast iron	EN-GJL-200 cast iron
Shaft		C45 Steel	C45 Steel
Mechanical seal		Silicon Carbide	Silicon Carbide
Elastomers		Nitrile rubber	Nitrile rubber
Non-return valve		Nitrile rubber	Nitrile rubber
Engine			
Model		Honda GX 120 Gasoline, aspirated	Honda GX 240 Gasoline, aspirated
Displacement	cm ³	118	270
Number of cylinders		1	1
Max power	kW	2,1	4,7
Speed	rpm	3600	3600
Starter type		recoil	recoil
Fuel consumption			
Max. fuel consumption	l/h	1	1,5



CENTRIFUGAL SELF-PRIMING PORTABLE PUMPS

ETP 50B, ETP 80B, ETP 100B, ETP 100D

The ETP series offers four models. All are lightweight, highly portable, self-priming pumps. We offer three models which are gasoline driven. The ETP 100D model is also available with diesel power. This range of versatile pumps can be used across many applications and are great for emergency use and non-planned events.

KEY FEATURES

- Portable and lightweight
- Easy maintenance – no special tools needed
- Solids handling capability
- Low fuel consumption
- Self-priming (wet prime) with a suction lift of 7,5m
- Trolley version available (only ETP 100)

SPECIFICATIONS

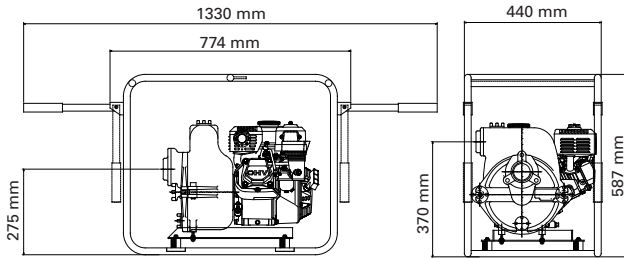
Model		ETP 50B	ETP 80B	ETP 100B	ETP 100D
Suction/discharge		2" BSP thread	3" BSP thread	4" BSP thread	4" BSP thread
Max. flow rate	l/min	830	1500	2500	2500
Max. head	m	28	28	29	29
Solids handling	mm	27 (1,06")	38 (1,50")	40 (1,60")	40 (1,60")
Weight (dry)	kg	34	76	85	102
Pump set					
Impeller type		Semi-open	Semi-open	Semi-open	Semi-open
Impeller		EN-GJL-250 cast iron	EN-GJL-250 cast iron	EN-GJL-250 cast iron	EN-GJL-250 cast iron
Volute		EN-GJL-250 cast iron	EN-GJL-250 cast iron	EN-GJL-250 cast iron	EN-GJL-250 cast iron
Wear plate		EN-GJL-250 rubber lined cast iron	EN-GJL-250 rubber lined cast iron	EN-GJL-250 rubber lined cast iron	EN-GJL-250 rubber lined cast iron
Pump casing		UNI 3600 GAI5 aluminium alloy	UNI 3600 GAI5 aluminium alloy	UNI 3600 GAI5 aluminium alloy	UNI 3600 GAI5 aluminium alloy
Mechanical seal		Silicon carbide / Silicon carbide	Silicon carbide / Silicon carbide	Silicon carbide / Silicon carbide	Silicon carbide / Silicon carbide
Elastomers		Nitrile rubber	Nitrile rubber	Nitrile rubber	Nitrile rubber
Non-return valve		Nitrile rubber - Galvanized steel	Nitrile rubber - Galvanized steel	Nitrile rubber - Galvanized steel	Nitrile rubber - Galvanized steel
Engine					
Model		Honda GX160 Gasoline	Honda GX270 Gasoline	Honda GX390 Gasoline	Lombardini 15LD500 Diesel
Displacement	cm ³	163	270	389	505
Number of cylinders		1	1	1	1
Max power	kW	4	6	9,6	7,5
Speed (variable max)	rpm	3600	3600	3600	3600
Starter type		recoil	recoil	recoil	recoil
Fuel consumption					
Fuel tank capacity	l	3,6	5,3	6,5	5
Max. fuel consumption	l/h	1,4	2,5	3,4	2,2



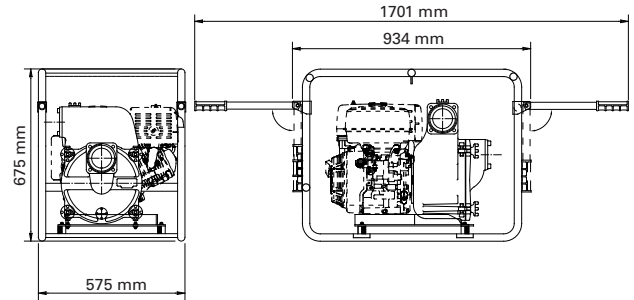
DIMENSIONS ETP, VAR

ETP DIMENSIONS ETP

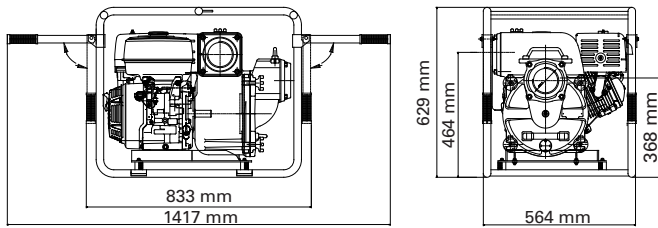
ETP 50B



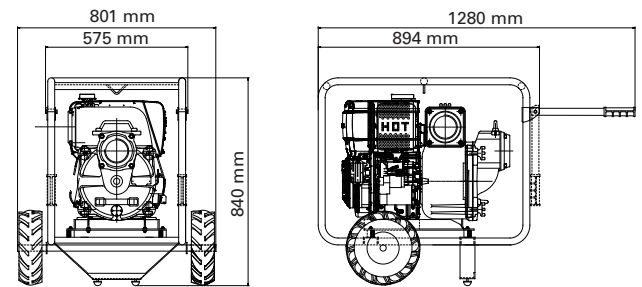
ETP 80B



ETP 100B / 100D

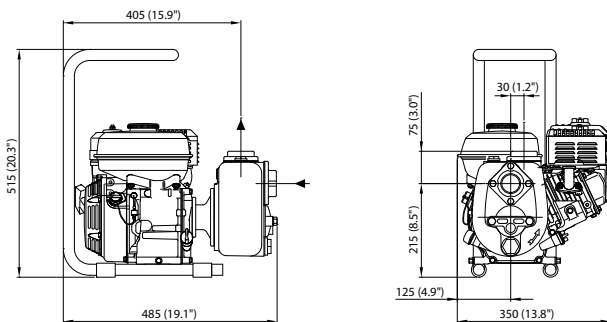


ETP 100B / 100D TROLLEY

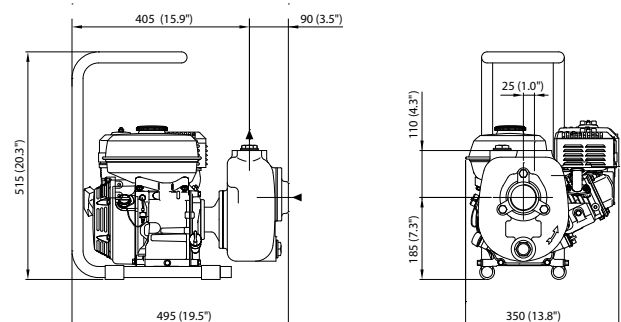


VAR DIMENSIONS VAR

VAR 1-110 LIFT



VAR 2-120 LIFT



DIAPHRAGM SELF-PRIMING PORTABLE PUMPS

LB 80B, LB 80D, LB 80E, LB 100B, LB 100D, LB 100E

The LB pump series offers two models, each with three options on the power source. To enable maximum versatility and to make a pump that fits with your needs, we offer a choice of gasoline, diesel or electric power.

The LB series was made for tough applications and excels when it comes to pumping sludgy water or water with large solids. Despite its extreme ruggedness, the LB pump series maintains the extreme portability you have come to expect from our small pump range.



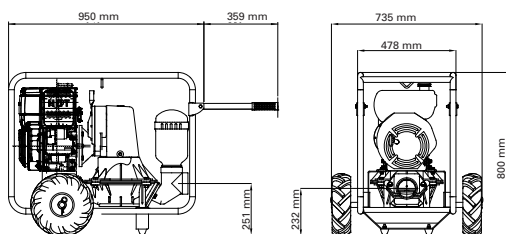
TYPICAL APPLICATIONS

- Recirculation of bentonite and drilling mud
- Sludge removal
- Pumping sewage or other liquids containing fibrous material
- Pumping cutting or dressing water circulation in stone industries
- Cleaning manholes

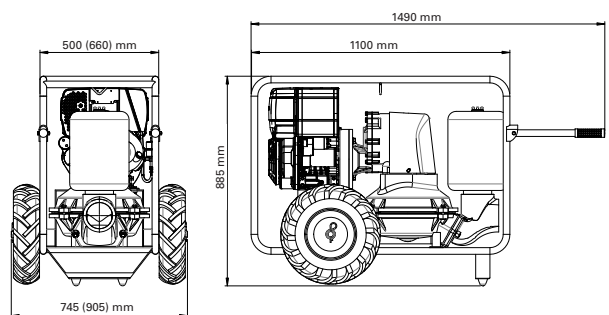


DIMENSIONS LB

DIMENSIONS LB 80 (ALL MODELS)



DIMENSIONS LB 100D-E (B GASOLINE)



Atlas Copco



SPECIFICATIONS

Model		LB 80B	LB 80D	LB 100B	LB 100D	LB 80E	LB 100E
Suction/discharge		3" BSP thread	3" BSP thread	4" BSP thread	4" BSP thread	3" BSP thread	4" BSP thread
Max. flow rate	l/min	325	325	530	530	325	520
Max. head	m	15	15	15	15	15	15
Solids handling	mm	50 (2")	50 (2")	60 (2,3")	60 (2,3")	50 (2")	60 (2,3")
Max. viscosity	cST	1000	1000	1000	1000	1000	1000
Weight (dry)	kg	74	92	144	155	71	137
Pump set							
Pump type		Diaphragm	Diaphragm	Diaphragm	Diaphragm	Diaphragm	Diaphragm
Membrane		Neoprene	Neoprene	Neoprene	Neoprene	Neoprene	Neoprene
Casted parts		Aluminium	Aluminium	Aluminium	Aluminium	Aluminium	Aluminium
Discharge / suction		Aluminium	Aluminium	Aluminium	Aluminium	Aluminium	Aluminium
Valves		Neoprene	Neoprene	Neoprene	Neoprene	Neoprene	Neoprene
Dimensions							
L x W x H	mm	950 x 735 x 800	950 x 735 x 800	1100 x 905 x 885	1100 x 745 x 885	950 x 735 x 800	1100 x 745 x 885



ENGINE - DIESEL & GASOLINE

Model		LB 80B	LB 80D	LB 100B	LB 100D
Model		Honda GX 160 Gasoline	Lombardini 15LD225 Diesel	Honda GX 270 Gasoline	Lombardini 15LD350 Diesel
Displacement	cm ³	163	224	389	349
Number of cylinders		1	1	1	1
Max power	kW	3,3	2,7	5,7	4
Speed	rpm	Variable max 2900	Variable max 2900	Variable max 2800	Variable max 2800
Starter type		recoil	recoil	recoil	recoil
Fuel consumption					
Fuel tank capacity	l	3,6	3	6,5	4,3
Max. fuel consumption	l/h	1,2	0,8	2,7	1,2



ENGINE - ELECTRIC

Model		LB 80E	LB 100E
Model		Electric - Three-phase	Electric - Three-phase
Voltage	V	230 / 400	230 / 400
Frequency	Hz	50	50
Rated power	kW	2,2	3
Rated current	A	4,5 (400 V)	6,3 (400 V)
Speed	rpm	2900	1450

Product Portfolio

AIR COMPRESSORS

READY TO GO

- 1-5 m³/min
- 7-12 bar



VERSATILITY

- 5,5-22 m³/min
- 7-20 bar



Diesel and electric options available

PRODUCTIVITY PARTNER

- 19-116 m³/min
- 10-345 bar



GENERATORS

PORTABLE

- 1,6-12 kVA



MOBILE

- 9-1250* kVA



INDUSTRIAL

- 10-2250* kVA



*Multiple configurations available to produce power for any size application

DEWATERING PUMPS

ELECTRIC SUBMERSIBLE

- 250-16.500 l/min



CENTRIFUGAL

- 833-23.300 l/min



Diesel and electric options available

SMALL PORTABLE

- 210-2500 l/min



LIGHT TOWERS

LED



METAL HALIDE



ELECTRIC



Committed to sustainable productivity

Atlas Copco's Power Technique business area has a forward-thinking philosophy. For us, creating customer value is all about anticipating and exceeding your future needs – while never compromising our environmental principles. Looking ahead and staying ahead is the only way we can ensure we are your long term partner.

www.atlascopco.com

Atlas Copco